



**PROJECT
COMPASSION**

**UNITE
AGAINST
POVERTY**
this Lent



 projectcompassion.org.au

School's Guide 2026

Contents

Welcome from Caritas Australia's Mission Facilitator	3
Project Compassion Planner	4-5
Resources Guide	6-7
Fundraise Online and The BIG Water Walk	8
Live Caritas Q&A Sessions	9-10
Project Compassion Prayer	11
Catholic Social Teaching (CST) Guide	12
Fundraising for Social Justice	13
Student Action Planner	14-15



IMPORTANT Please consider your audience when selecting which stories and activities you wish to share with your class. Students may have personally experienced the social justice issues that are explored throughout the resources.



We are a valued partner of the Australian Government, receiving flexible funding under the Australian NGO Cooperation Program (ANCP) each year to implement development and poverty alleviation programs overseas.

GOVERNMENT NOTICE

All fundraisers, participants and volunteers agree to abide by and comply with all relevant legislation, regulations and best practice guidelines (as appropriate) in each State and/or Territory of Australia.

Individuals and other legal entities who fundraise for Caritas Australia (Fundraisers) are responsible for (but not limited to):

- Complying with relevant fundraising laws and regulations in each jurisdiction where they fundraise (and complying with the fundraising laws in every Australian State and Territory if donations are accepted on the internet).
- Ensuring that all monies raised via fundraising activities will be donated to the stated purpose of the appeal.
- Ensuring that all donations are forwarded to Caritas Australia by 31 May 2026.

For full fundraising responsibilities, please refer to our website: www.caritas.org.au.

Welcome

Every day, I pray for the whole world. I think most of us do. We look around and see so much pain, violence, anger, bitterness and destruction. Many of our brothers and sisters are sore and hurting.

That is the daily news. *But what about the Good News?*

It's different, not because it denies harsh realities. Our faith creates a place for all those troubling things to grow into something more human. God is a constant source of hope and healing, offering grace to bring the human family together in love.

That is why Caritas Australia's Project Compassion calls us to *Unite Against Poverty*. Our vision is to help make the world whole.

Christianity is not a narrative of revenge. Lent is our journey towards Easter, the time when we celebrate the new life of the risen Lord. When Jesus rose from the dead, he never said he wanted to go back and confront Pilate. He never even mentioned the high priest or the soldiers. His message was peace and love. He healed broken relationships. He shared the promise of a new world. He asked his friends to *'go out to the four corners of the world.'*

This year, through Project Compassion, Caritas Australia presents us with stories from Tanzania, Bangladesh and Fiji. There is also a special focus on our increasingly important work helping with humanitarian emergencies, such as in Gaza. All these stories feed a faith that does justice. When Mass ends with the command to 'Go', these are some of the places to which we are sent.

This Lent, we travel through some of the great stories of Scripture: the man born blind, the woman at the well and the raising of Lazarus. They are big stories of deep change in the lives of people who are stuck in their thoughts. How can we also confront indifference and make things better?

Our faith asks us to put retribution and anger in the dustbin of history. Its depths include the call to *Unite Against Poverty*, so that we can be the peacemakers of whom Jesus spoke.

Thank you for sharing the journey to us.



Michael McGirr

Mission Facilitator, Caritas Australia



Project Compassion Planner

Project Compassion 2026 invites you to *Unite Against Poverty* by coming together in faith and action. Lent is a time to reflect, pray and give and when we unite as one community, our compassion can reach far beyond our own lives. Together, we can help create a world where everyone has the chance to thrive.

We hope these resources help your school community bring Project Compassion to life this Lent, inspiring action, empathy and hope for a more just future.

CHECKLIST

- ❑ **CREATE your school fundraising page.** Go to projectcompassion.org.au/schools to set up your online fundraising page for an event (such as the [BIG Water Walk](#)) or as a way of collecting donations as a school/class. See the [School's Fundraising Guide](#) for more ideas.
 - ❑ **REVIEW resources** and familiarise yourself with all the teaching, reflection and fundraising resources available online at caritas.org.au/project-compassion.
 - ❑ **SHARE the Project Compassion resources** with your colleagues, by sending the links to key resources.
 - ❑ **SELECT students and teachers** who will help drive Project Compassion. They might be class representatives, school leaders or your social justice group.
 - ❑ **PLAN your school's Ash Wednesday Liturgy.** Resources are available at caritas.org.au/project-compassion.
 - ❑ **REGISTER your class for live Caritas Q&A sessions** at caritas.org.au/project-compassion/caritas-q-a/ These are live Q&A sessions with Caritas staff and partners. Sessions are available for Y4–6 and Y7–12.
 - ❑ **DISTRIBUTE individual or classroom Project Compassion boxes.** If possible, offer these to students and teachers individually, either as people leave the Ash Wednesday Mass or after Communion, signifying the link between saying 'Amen' to the Body of Christ and 'being' the Body of Christ in the world today.
 - ❑ **WATCH films before showing students** to ensure they are suitable for your audience. We have suggested audiences listed below.
 - ❑ [Project Compassion Introduction Film](#)
 - ❑ 'Day in the Life' films for primary schools: [Tanzania](#), [Bangladesh](#) and [Fiji](#)
 - ❑ Story films [Sisilia](#) (upper primary and secondary), [Monoranjon](#) (secondary), [Manaini](#) (secondary) and [Ahmad](#) (secondary)
- Note: The films are subtitled for students with hearing impairments.*
- ❑ **DISPLAY posters** prominently in your school reception, other meeting rooms and classrooms.
 - ❑ **MEET with your student/teacher organisers** to plan a 'whole school' approach to raising awareness and fundraising during Project Compassion this year.

Project Compassion Planner

DURING THE 6 WEEKS OF LENT

We offer four stories to share with your school community. The stories highlight how Caritas Australia is working together with vulnerable communities around the world, empowering them to develop their strengths and create lasting change.

- ❑ **SHARE stories.** Insert the Project Compassion [School Newsletter Notice](#) in your weekly school newsletters.
- ❑ **USE the [Weekly Staff Reflections](#)** for staff meetings/prayer.
- ❑ **SHOW the PC26 films.** A popular time is during assemblies, Religious Education classes or homeroom. (Note: be sure to watch the films before you show your students to ensure they are suitable.)
- ❑ **RAISE** vital funds for Project Compassion. Hold a BIG Water Walk or Host a Lent Event such as a casual dress day, bake sale or coin trail to raise vital fund for Project Compassion.
- ❑ **SHARE** your school or class fundraising activities on your social media channels. The Social Media Kit is available at caritas.org.au/project-compassion

HOLY WEEK

- ❑ **USE the 'Way of the Cross' resource** ([Primary](#) or [Secondary](#)), which comes with leader's notes, as a prayer and reflection activity for the whole school.

AFTER EASTER

- ❑ **COLLECT Project Compassion boxes/remaining donations.**
Some schools hold a special free-dress day in exchange for the donation boxes coming back to school.
- ❑ **THANK the school community.**
Turn over your Project Compassion poster to display the 'Thank You' poster on the back and place a Thank You notice in your school newsletter and on social media. Encouraging families to return all donations as soon as possible.
- ❑ **FORWARD your donations** and Record of Receipts sheet to Caritas Australia before 31 May 2026.
- ❑ **SHARE your fundraising total** with your school community and thank them once again.



Resources Guide

All our resources are online! Access the films and written stories, teaching materials, and our fundraising and awareness raising ideas at caritas.org.au/project-compassion. Find links to online resources in the table below.

	Resource	Description / Suggested Use
For Students	Lower primary: Photo Storybooks	A Photo Storybook for each Project Compassion story, designed especially for Primary (F–2) students
	Upper primary: Online Student Zone	An interactive image with films, photos, stories and information for students to use to complete their student workbook.
	Upper primary: Student Workbook	A printable/fillable PDF. Tasks include: Fact Check, Map, Global Goals (Sustainable Development Goals), Prayer and Reflection.
	Colouring Pages	Use these colouring pages to promote Project Compassion by creating a classroom or school display or using them for a colouring competition to raise money for Project Compassion.
	Audio Described Stories	A story for each week with included audio descriptions for students who are blind or have a visual impairment.
	Secondary: Student Workbook	A fillable PDF for students to record their learning and reflections as they journey through Project Compassion's online Deep Dive.
	Secondary Deep Dive	An interactive image with links to stories and information to help students complete their student workbook.
	Caritas Q & A	A chance to interact online with Caritas Australia Programs staff. 30-minute sessions hosted by Caritas Australia on Zoom. A unique opportunity for students to connect with Caritas-supported programs and to learn more about the impact of their generous donations. Registrations open to Years 4–12 class groups and available across all time zones.
For Teachers	Teacher Handbooks	Available in Lower Primary , Upper Primary and Secondary versions, provides an explanation of the Project Compassion resources. Briefly explores the curriculum and learning opportunities within Project Compassion.

Resources Guide

	Resource	Description / Suggested Use
Media	Films	<ul style="list-style-type: none"> ❑ Project Compassion Introduction Film ❑ 'Day in the Life' films for primary schools: Tanzania, Bangladesh and Fiji ❑ Story films Sisilia (upper primary and secondary), Monoranjon (secondary), Manaini (secondary) and Ahmad (secondary)
	Photo Galleries	View photos from the field. Photos for each story are available through the interactive Primary Student Zone and Secondary Deep Dive .
All Purpose	Introducing Project Compassion (PPT)	Available in Primary and Secondary versions. Overview of all 4 featured Project Compassion stories.
	The BIG Water Walk Toolkit	Includes a guide, checklist, case studies, trivia and distance markers to assist teachers to run the BIG Water Walk in solidarity with the millions of people who walk for water every day.
	School's Fundraising Guide	Ideas to inspire fundraising and awareness raising activities linked to the Project Compassion stories. Visit projectcompassion.org.au/schools to register your fundraising activities!
Prayer and Reflection	Ash Wednesday Liturgy	Available in Primary and Secondary versions, this Liturgy of the Word includes distribution of the ashes.
	Prayer (PPT)	The Project Compassion prayer with beautiful images. Use as a daily or weekly prayer for students or staff, or at an assembly.
	Weekly Scripture Reflections for Teachers	Weekly reflections for staff, linking the Project Compassion stories to the Sunday Scripture readings. Use for weekly staff reflections during Lent or with secondary students.
	Way of the Cross (PPT)	Available in Primary or Secondary versions. A reflection following the Way of the Cross to use during Holy Week. Leaders' Notes included.
Telling Others	Newsletter Notices	A brief insert for your weekly school newsletter, explaining the week's Project Compassion story. Include in print/online school communications. Use on school social media and website.
	Social Media Toolkit	Content and assets to share your support of Project Compassion through your social media channels.

Fundraise Online

Raise funds the easy way - online!

No cash at your school? No problem!

Setting up your school's online fundraising page is simple!

Visit: projectcompassion.org.au/schools



Tips for success at your school:

- Create teams for classes or houses to add a little friendly competition!
- Share your fundraising page and QR code with your school community to spread the word!
- Access awesome tools and resources to make Project Compassion at your school the best yet!

Register your fundraiser

1. **HEAD TO:** projectcompassion.org.au/schools
2. **SEARCH** for your school
3. **ACTIVATE** your school's profile – just create an account and follow the prompts to complete setup.
4. **SELECT** how your school is going to fundraise!
5. **SET UP** teams for each class or homeroom to spark some friendly competition!
6. **SHARE** your school's fundraising page or class pages with your school community. Note: parents can register their child with all online donations made contributing to your class/school total.
7. **LET THE FUNDRAISING BEGIN!**

Unite your whole school community and take on **The BIG Water Walk** at your school this Lent. Your school will raise funds to bring clean, safe drinking water to communities around the world!

How to host your School's BIG Water Walk:

1. **Pick a date:** Choose a day during Lent that works for your school.
2. **Set your route:** You could plan laps around your school oval, circuits through your school grounds, or even a walk to a local park!
3. **Consider adding a challenge:** Consider carrying water during the walk to simulate the daily journey faced by vulnerable communities.
4. **Promote the Event:** Share details with students, parents, and staff to build excitement and support

Join The
BIG Water
Walk for
schools



Step 1

Register
now



Step 2

Choose your
walk day and
distance



Step 3

Raise funds and
have fun

[Download The BIG Water Walk Toolkit](#)



Caritas
AUSTRALIA

**PROJECT
COMPASSION**

Live Caritas Q&As

Explore the different stories, programs and issues for each of the Project Compassion stories with our Caritas Q&As.

WHAT ARE CARITAS Q&As?

During Project Compassion, Caritas Australia is offering the chance to interact online with our Programs staff.

Caritas Q&As are 30-minute sessions hosted by Caritas Australia on Zoom. The sessions are a unique opportunity for students to connect with Caritas-supported programs and to learn more about the impact of their generous donations.

Caritas Q&As are open to students in Years 4–12 and are available across all time zones.

HOW WILL IT WORK?

Caritas Q&As run across Lent during school term and will focus on a different Project Compassion story and program.

Help prepare your students for a Caritas Q&A by:

- showing them the relevant Project Compassion video.
- working through our Project Compassion school resources or relevant social justice resources.
- guiding them to create a question to ask Caritas staff.

HOW DO I REGISTER?

Go to the Caritas Australia website to register your class in the session that suits you.

[Register your class](#)



Q&A TIMETABLE

All times listed below are AEDT. Please adjust for your time zone.

Note: Times are subject to change prior to Lent, depending on our program partners' availability. Maximum of 10 classes per session.

		Wednesday 25 February	Friday 27 February
Sisilia's Story (Tanzania)	Primary (Y4–6)	9:15 am 2:30 pm	10:30 am 12:15 pm
	Secondary (Y7–12)	11:00 am 1: 00 pm	9:15 am 2:00 pm
		Tuesday 3 March	Thursday 5 March
Monoranjon's Story (Bangladesh)	Primary (Y4–6)	10:30 am 12:15 pm	9:15 am 2:15 pm
	Secondary (Y7–12)	9:30 am 2:00 pm	11:00 am 1: 00 pm
		Wednesday 11 March	Friday 13 March
Manaini's Story (Fiji)	Primary (Y4–6)	9:30 am 2:30 pm	11:00 am 12:15 pm
	Secondary (Y7–12)	11:00 am 1: 00 pm	10:00 am 2:00 pm
		Tuesday 17 March	Thursday 19 March
Ahmad's Story (Gaza)	Secondary (Y7–12)	9:30 am 2:00 pm	9:15 am 12:00 pm

Register at <https://www.caritas.org.au/project-compassion/caritas-q-a/>



Caritas
AUSTRALIA

PROJECT
COMPASSION

PROJECT COMPASSION LENTEN PRAYER

God of all love,

We remember that on the night before he died
Your son, Jesus, prayed
that his friends 'may all be one.'

Yet we see so much division in the world.
War, conflict, violence and hatred
must all distress you.

Millions of people suffer
when they don't have peace and respect.
They lack the necessities of life: food, water,
health, education and security.

We pray that we may all
Unite Against Poverty this Lent.
May our support for **Project Compassion**
be a sign to ourselves and others,
of our hope for a better world.

This Lent, we pray that our dedication
to prayer, fasting and almsgiving
will help restore your vision of justice and peace.

Guided by the Holy Spirit,
we pray in Jesus' name,

Amen.



**DONATE
HERE**



Siilia with her mother outside their home in rural Tanzania. Photo: Caritas Australia.



projectcompassion.org.au



1800 024 413



#projectcompassion

Catholic Social Teaching (CST) Guide

Catholic Social Teaching (CST) principles cover all spheres of life – the economic, political, ecological, personal and spiritual. The principles are inspired by scripture and the writings of the Pope and other Catholic leaders about social issues.

Caritas Australia's work is shaped by the tradition of Catholic Social Teaching.

HUMAN DIGNITY

We believe every human being is created in the image and likeness of God and therefore has inherent dignity that should always be safeguarded.



SUBSIDIARITY AND PARTICIPATION

We believe all people have the right to participate in decisions that affect their lives. Subsidiarity requires that decisions are made by people closest and most affected by the issues and concerns of the community.



SOLIDARITY

We believe we are part of one human family and have a responsibility to help each person achieve their full potential.



THE COMMON GOOD

We believe the good of each human person is intimately related to the good of the whole community. We are all responsible for each other.



PREFERENTIAL OPTION FOR THE POOR

We believe in prioritising the women, men and children most vulnerable to extreme poverty and injustice.



CARE FOR OUR COMMON HOME

We believe that care for our common home is vital for the common good of all people. We believe a true ecological approach is a social approach. We are to be protectors of creation and of one another.



For more on Catholic Social Teaching, including classroom activities, short films and other resources, visit our [CST Toolkit](#).

Photo credits: Caritas Jerusalem (Middle left). Caritas Australia (remaining photos).

Fundraising for Social Justice

Caritas Australia believes that fundraising should be FUN! It's also an opportunity to raise awareness about important issues, and a chance for the community to take part in a social justice action. Everyone who contributes is empowered and able to stand in solidarity with the communities we serve and those who benefit from our actions.

STEP 1: ACT CHARITABLY

Donate to Project Compassion and inspire others to help you fundraise too. You'll help support long-term programs that help communities lift themselves out of poverty, and support emergency relief programs around the world.

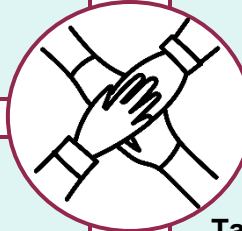
Suggested action: set-up your own [online fundraising page](#) and share your URL with others or collect funds using your Project Compassion donation box. Funds collected go to long-term integral human development programs and emergency relief programs.

STEP 2: RAISE AWARENESS

Help others understand the issues that people experiencing extreme poverty are faced with. Inform your community about how their donations can help communities gain access to clean water, food security, basic healthcare and safety.

Suggested actions: Show the Project Compassion films, display printed materials around your school and include notices in your school newsletter. Share information on social media.

Learn more at caritas.org.au/project-compassion



STEP 3: ACT IN SOLIDARITY

Actions like walking a long way – in solidarity with those who walk a long way to collect water, or those fleeing conflict zones to safety, promote empathy and understanding. When you walk in the shoes of the world's most vulnerable, you start to understand, with compassion, the injustices these communities face.

Suggested action: Complete The BIG Water Walk in solidarity with the millions of people who walk every day to access clean water.

STEP 4: ACT FOR SOCIAL JUSTICE

Take social justice actions to address underlying issues and make a global impact. Using the knowledge and tools you have learnt through Project Compassion, raise your voice and push for lasting change, helping to create a more just and sustainable world.

Suggested action: Take action for social justice by supporting climate justice. Many of our partners are experiencing the harsh impacts of climate change.

Student Action Planner

PLANNING GROUP MEMBERS:

1. THINK – What is the focus of your campaign? Why is this issue important?

2. LEARN – What facts and figures do you need? Where can you get this information? Make it real with an example of a Caritas Australia project.

3. TOOLS – For example, setting up a Project Compassion online fundraising page, social media, posters, stalls, newsletter items, slides from the Caritas Australia website, music, an event or assembly presentation, etc.

4. CONTACTS AND PERMISSIONS – Make an appointment to see your Principal to talk about what you have learnt and how you would like to engage the rest of the school community. Who else do you need to speak to? (E.g. teachers, parish priest, participants, others)

Have a chat with your school media person as they might have some good contacts with local newspapers. Get your justice agenda out into your wider community! Share the good news!

5. SET A DATE

When will your main event take place?










When will you start preparations?

When do you need to start promotion?

JUSTICE BEGINS WITH ME! – What personal action will each member of your group take? How will you lead by example?

REFLECT ON FAITH AND ACTION – What Catholic Social Teaching principles guide you to take action for people who experience poverty?

Student Action Planner

	WHAT TASKS NEED TO BE DONE? 	WHY IS THIS A GOOD IDEA? 	WHO WILL DO IT? 	WHAT DATE IS IT DUE? 
FUNDRAISING ACTION 				
AWARENESS RAISING ACTION 				
SOLIDARITY ACTION 				
JUSTICE ACTION 				

CARITAS AUSTRALIA
PROJECT
COMPASSION

Unite Against Poverty this Lent

