



# STUDENT ACTION PLANNER

Updated May 2024

# TEACHER INFORMATION

## Teachers (Before)

Set up your class [online fundraising page](#) – Note a teacher needs to activate your school's page first before individual class/student pages can be set-up. There is an option for each student to have their own page with a URL/QR code to share or you can provide your class or school unique URL to your students. This way all donations made online are attributed to your class/school total and you can track your fundraising efforts.

Download the [Caritas Challenge Guide](#) which has everything you need.

Consider printing pages 6-7 in A3 size to assist student to fill in their action plan.

## Students

Have students design their own [online fundraising page](#).

Information to include:

- Who is Caritas Australia?
- Details about their fundraising activity /Caritas Challenge
- Why should people donate?
- How can their donation make a change?

Students complete the action plan to highlight how they are going to drive their fundraising campaign. The Student Action Planner has been designed for students to highlight how they are going to act charitably, raise awareness and act for social justice, in the lead up to the Caritas Challenge.

# FUNDRAISING FOR SOCIAL JUSTICE

Caritas Australia believes that fundraising should be FUN! It's also an opportunity to raise awareness about important issues, and a chance for the community to take part in a social justice action. Everyone who contributes is empowered and able to stand in solidarity, with the communities we serve and those who benefit from our actions.

## STEP 1: ACT CHARITABLY

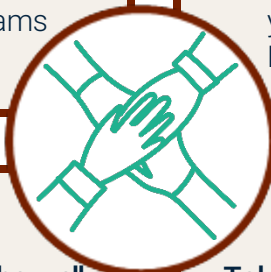
**Give money:** this helps meet immediate needs and is vital. But charity alone cannot end the cycle of poverty. Taking the next steps can have a positive impact in the most vulnerable communities.

**Suggested action:** Collect funds using your Project Compassion donation box or by setting up an online fundraising page. Funds collected go to long-term integral human development programs and emergency relief programs.

## STEP 2: RAISE AWARENESS

**Help others understand the issues that people experiencing extreme poverty are faced with. Inform your community about how donations can help communities gain access to clean water, food security, basic healthcare and safety.**

**Suggested actions:** Show one of the Project Compassion films, display printed materials around your school and include notices in your school newsletter. Share information on social media. Learn more at [caritas.org.au/project-compassion](https://caritas.org.au/project-compassion)



## STEP 3: ACT IN SOLIDARITY

**Actions like walking a long way – in solidarity with those who walk a long way to collect water, or those fleeing conflict zones to safety, promote empathy and understanding. When you walk in the shoes of the world's most vulnerable, you start to understand, with compassion, the injustices these communities face.**

**Suggested action:** Actively participate in the Caritas Challenge such as a walking kilometres in solidarity that your school may be hosting. While walking, participants may carry a bag of rice, a bundle of firewood or buckets to collect water.

## STEP 4: ACT FOR SOCIAL JUSTICE

**Take social justice actions to address underlying issues and create lasting change. These actions could focus on participation, care for creation, peace, sustainability, inclusion and justice. As well as taking action, take some time to reflect on what you're doing.**

**Suggested action:** Take action for social justice by supporting climate justice. Many of our partners are experiencing the harsh impacts of climate change. Write to your Member of Parliament to address the structural causes of poverty and inequality.

# CARITAS CHALLENGE

Every day, millions of individuals around the world need to cover many kilometres to fetch water, obtain food, get to school or market, or flee from natural disaster or conflict. In an act of solidarity, we are encouraging schools, parishes and organisations to host a Caritas Challenge.

Individuals, teams & organisation take up the challenge to walk, run or cycle a set distance to raise funds for Caritas Australia.

It can be as simple as walking or running around the school or local oval. Participants could carry a bag of rice, a bundle of firewood or buckets to collect water.



Students from St Joseph's, Schofields raised over \$12,600 for Caritas Australia through their Walk for Water challenge. Credit: St Joseph's Primary



# FUNDRAISING IDEAS



Above: Grade 6 students at St Charles Waverly held a **Zooper Dooper Day**.  
Photo: St Charles Waverly



Above: Penola Catholic College cooking **pancakes** to raise funds for Caritas Australia.  
Photo: Western Weekender/Melinda Sanders



Above: Ivy sold **fabric origami cranes** to raise funds for Caritas Australia. She called her business 'Cranes for Ukraine'. Photo: Mel Maria Catholic Primary School



Above: St Augustine's ran a '**Coins for Caritas' Day**.  
Photo: St Augustine's School Wodonga



Left: Holy Spirit College students **wear yellow** to raise funds for Project Compassion in 2024.  
Photo: Holy Spirit College

# STUDENT ACTION PLANNER

**PLANNING GROUP MEMBERS:** \_\_\_\_\_

**1. THINK** – What is the focus of your campaign? Why is this issue important?

**2. LEARN** – What facts and figures do you need? Where can you get this information?

Make it real with an example of a Caritas Australia community development program.

**3. TOOLS** – For example, social media, posters, stalls, newsletter items, slides from the Caritas Australia website, music, an event or assembly presentation, etc.

**4. CONTACTS AND PERMISSIONS** – Review and follow the school's Fundraising Policy. This may include obtaining approval from the Principal and/or School Leadership team. Explain what you have learnt and how you would like to engage the rest of the school community. Who else do you need to speak to? (E.g. teachers, parish priest, participants, others)

## 5. SET A DATE










- When will your main event take place?
- When will you start preparations?
- When do you need to start promotion?

**6. JUSTICE BEGINS WITH ME!** – What personal action will each member of your group take? How will you lead by example?

**7. PROMOTE** Have a chat with your school media person as they might have some good contacts with local newspapers. Get your justice agenda out into your wider community! Share the good news!

**8. REFLECT ON FAITH AND ACTION** – What Catholic Social Teaching principles guide you to take action for people who experience poverty?

# STUDENT ACTION PLANNER

|                                     | <b>WHAT TASKS NEED TO BE DONE?</b>  | <b>WHY IS THIS A GOOD IDEA?</b>  | <b>WHO WILL DO IT?</b>  | <b>WHAT DATE IS IT DUE?</b>  |
|--|--|---|--|---|
| <b>FUNDRAISING ACTION</b><br>       |  |   |  |   |
| <b>AWARENESS RAISING ACTION</b><br> |  |   |  |   |
| <b>SOLIDARITY ACTION</b><br>       |  |   |  |   |
| <b>JUSTICE ACTION</b><br>         |  |   |  |   |