

Anatercia's Story

Mozambique

**Primary (F-2)
Case Study and
Activities**





This is Anatercia's story.



Anatercia is 12. She lives in a small hut in Mozambique.



She lives with her brother, mother and grandparents.



Anatercia's family are farmers. They grow corn, beans, sweet potato and cassava.



But Anatercia's mother is ill and her grandparents are getting old. They couldn't look after their farm like they wanted to.



They also have no running water in their home. They needed to walk a long way to collect water each day.



Anatercia's family worked hard but their vegetables didn't grow well without enough rain. They did not have enough food to eat or sell.



Anatercia helped as much as she could. She even walked up to five hours every day just to collect water!



She was so busy doing jobs at home and the farm that it was hard to keep up with school.



Something had to change.



Caritas helped by providing food, seeds, school supplies and a new water system for the farm!



Caritas also helped install water taps in the village close to Anatercia's home.

A group of women are standing in a cornfield. The woman in the foreground is wearing a grey patterned sweater and a white skirt with a colorful floral design. She is holding two ears of green corn. Behind her, several other women are standing, some holding wooden tools. The field is filled with tall corn plants, and the sky is clear and blue.

“We managed to have food from our irrigated farm, even without rain.”

Anatercia





Now, Anatercia has time to play with her friends.



She also has time to do her schoolwork and focus on her dream of becoming a nurse.



“I have enough time to take care of my mother because I have water close to the house, I am studying here in the community, and the farm gives us food all year round.”

Anatercia





Things are looking bright for Anatercia, for her community and for all future generations.

ANATERCIA'S STORY

LEARNING TASKS



Read **Anatercia's Story** or watch [Anatercia's film](#). Ask students:

1. Where does Anatercia live?
2. What kinds of vegetables do Anatercia's family like to grow?
3. Why did Anatercia need to walk so much each day?
4. Why did the vegetables on Anatercia's farm fail?
5. How did Caritas Australia help?

Curriculum links: English, Science

PRAYER

Write a prayer for Anatercia and her community using the **Prayer Worksheet**.

TASK 1: Country Study

Can you find Mozambique on a world map? Using the world map provided on and either Google maps or an old-fashioned atlas, locate Mozambique. Colour this country in and label it.

Extension: Which region of the world is Mozambique in: Africa, Europe, Asia, Oceania, North America or South America? Find out some facts about Mozambique, e.g., how many people live there?

Curriculum link: Geography

Anatercia carries corn next to her fields in Gaza province, Mozambique.

Photo: Emidio Josine

ANATERCIA'S STORY

LEARNING TASKS



TASK 2: Water, Water Everywhere

How much water do you use a day? Can you think of every time you used water in the last day? Most people in Australia have easy access to clean water at home and school, unlike Anatercia who had to walk for hours every day to get water.

Count how many taps you have in your house and garden.

Brainstorm all the purposes you use water for at home and at school. Do people in Mozambique need water for the same purposes?

Does anyone have a water tank? What do you use this water for?

Most of us have plenty of water by simply turning on a tap. But more than 40% of people in the world are affected by **water scarcity** (i.e. a lack of fresh water due to physical shortage (e.g. caused by drought) or due to human systems or activities (e.g. war or pollution) that prevent people's access to safe water). [Source: UN](#)

How would your life be different without easy access to clean water?

Is there anything we can do about this? Can you reduce the amount of water you use each day?

Curriculum links: Science, Sustainability

TASK 3: Tippy Tap

Can you create a tippy tap? Find the instructions on making your own Tippy Tap [here](#).

You could set it up in your playground! Staff and children could use it to wash their hands for a week. How much water did you use?

Curriculum links: Design and Technology, Science



**A view of a tippy tap Anatercia uses in her village in Gaza province, Mozambique.
Photo: Emidio Josine**

TASK 4: A Day in the Life

Watch [Anatercia's 'Day in the Life' film](#).

Use the pictures and words on **A Day in the Life Worksheet** to write sentences about Anatercia's life. You will also need to add your own words to complete your story.

Words: rain, tap, food, beans, corn, cassava, sweet potato, school book, pencils

Curriculum links: English, Science, Geography, and Health and Physical Education

ANATERCIA'S STORY

LEARNING TASKS



TASK 5: Sprout, Little Seed, Sprout!

a. Seed Science

With the seeds and gravity irrigation system Caritas Australia helped provide, Anatercia's family and community can now grow their crops and produce enough food all year round. Seeds are small but mighty!

- What do seeds need to grow?
- What stops seeds from germinating?
- How do plants make seeds?
- Why is it important to collect seeds?

b. Small But Mighty

Watch this [short time-lapse video showing the growth of a bean plant](#).

Complete the **Lifecycle of a Bean Worksheet**. Then try growing some bean plants from seed. Follow these [instructions](#). To watch all the germination action unfurl in the classroom, plant a few seeds into a glass jar. Follow these [instructions](#).

After the seeds have sprouted their first leaves (cotyledons), their true leaves will start to emerge and then they'll be ready to transplant into the school garden. To extend this activity, have students check and track the plants' growth each day.

Curriculum links: Science, Sustainability

TASK 6: CST Link

The Preferential Option for the Poor is about all of us taking part in promoting justice for people experiencing extreme poverty, especially those like Anatercia who live in remote places where there are fewer resources. Use the Caritas Australia [CST Toolkit](#) to guide students' reflection on this principle.

TASK 7: RE Link

Jesus told many stories about plants. One is The Parable of the Mustard Seed ([Matthew 13:31-32](#)). Read the scripture passage. Ask students, how big is a mustard seed? Have some mustard seeds on hand to show the class. Get students to research mustard plants (including their botanical name, origin, climate and how big a mustard tree can grow), or have this information ready to share with the class. To understand the scale, have students draw a picture of themselves standing next to a mustard tree. Then, return to Jesus' parable. What does it mean? How is this related to Anatercia's story? Finish with this prayer:

Creator God,
You make all of creation to flourish,
each in its own way.
We pray for Anatercia, her family and community
and for the earth that sustains us all.
With each seed planted and each new sprout,
remind us, as Pope Francis says, that
"The future does have a name...
and its name is hope."
May we be full of hope for all future generations.
Amen.

Name: _____

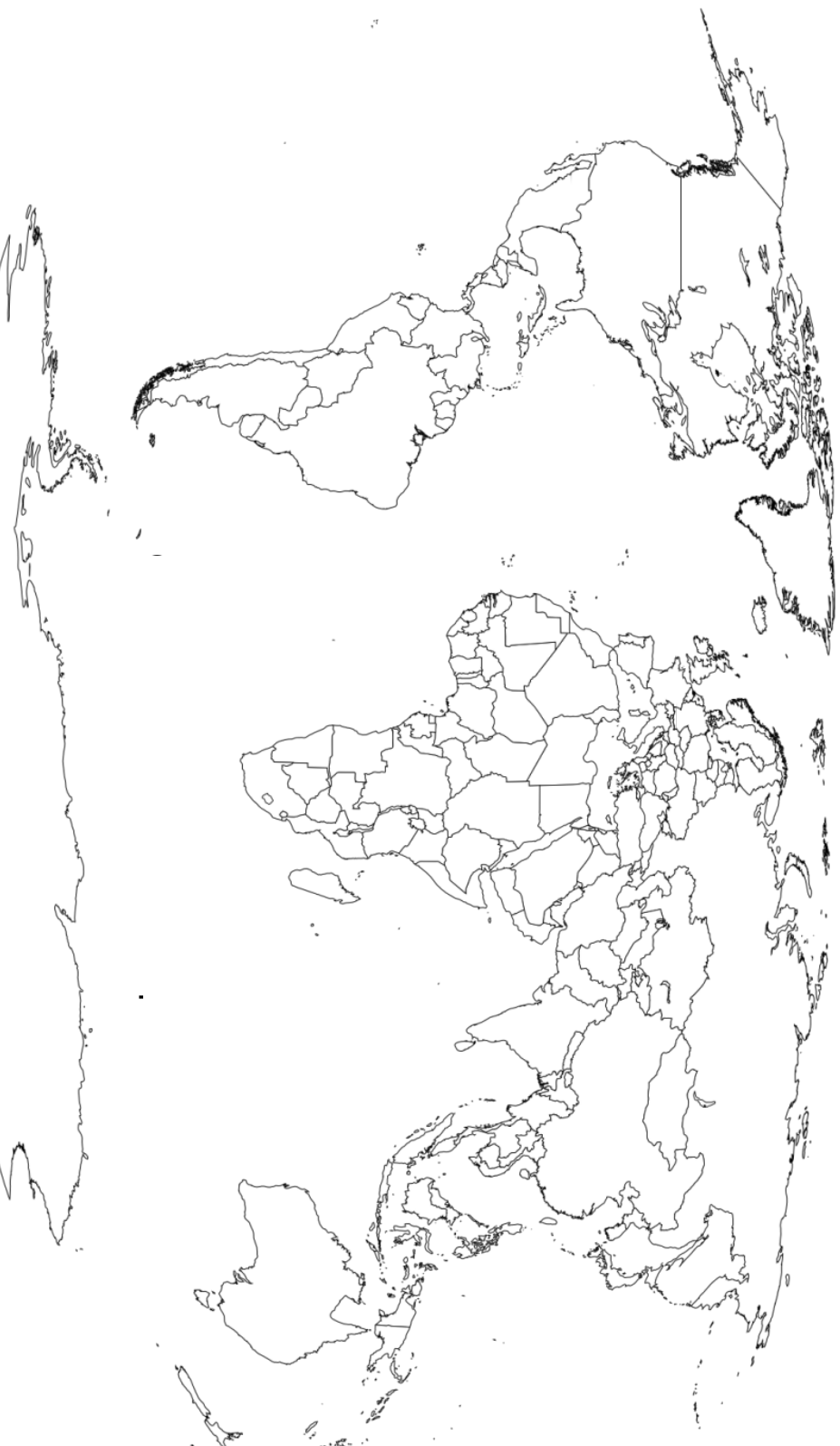


My Prayer for Anatercia

Write a prayer for Anatercia and her community in Mozambique.

A large rounded rectangular area containing ten horizontal dotted lines for writing a prayer.

World Map







© 2009 www.free-world-maps.com

Name: _____

LEARNING TASK: Worksheet

A Day in the Life of Anatercia

Use the pictures and words below to write sentences about Anatercia's life. You will also need to add your own words to complete your story.



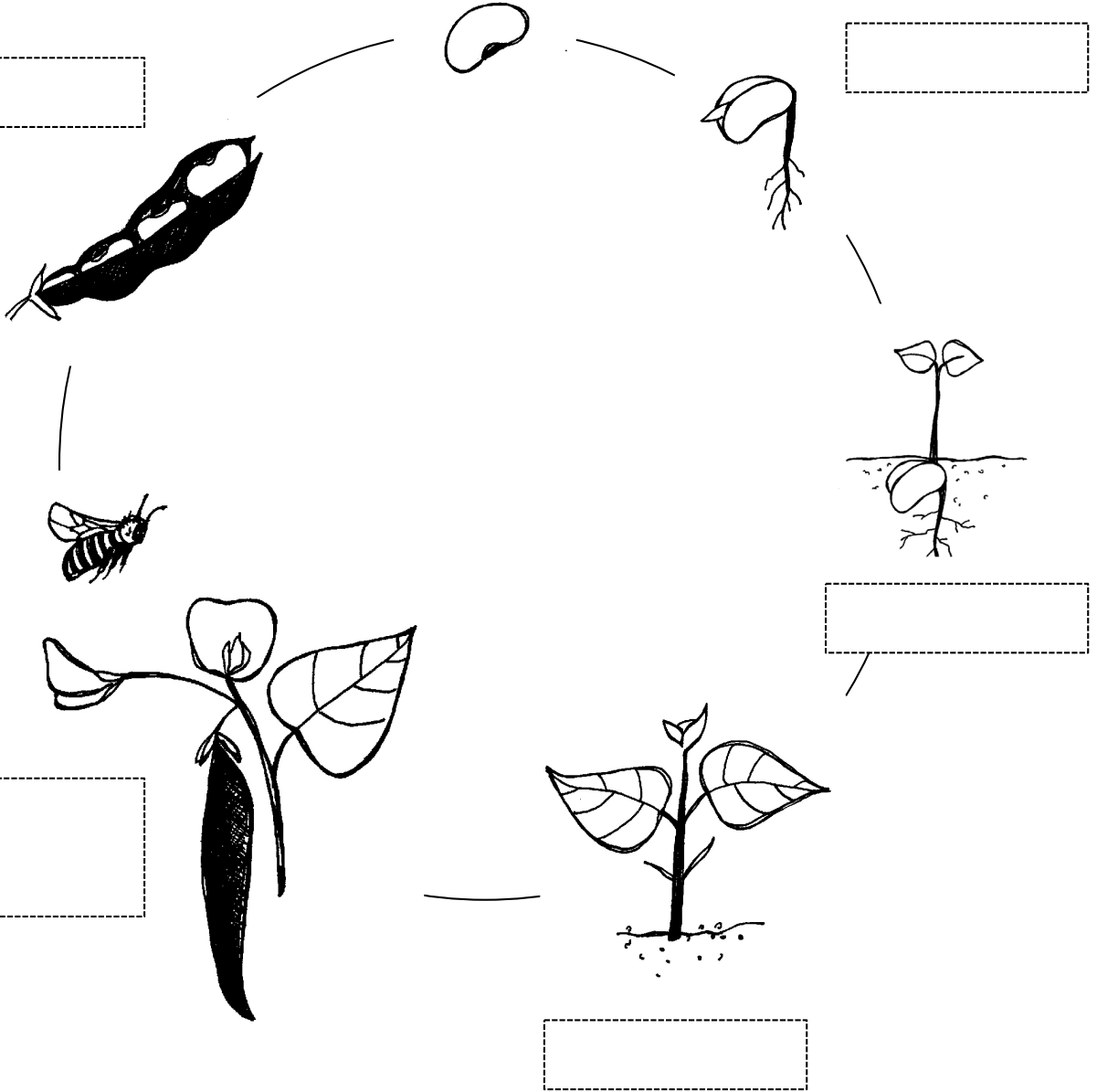
Words: rain, tap, food, beans, corn, cassava, sweet potato, school book, pencils

Name: _____

LEARNING TASK: Worksheet

Life Cycle of a Bean

Label the diagram
using the words below.



Words: bean pod, flowers and fruit, plant, seed, seedling, sprout

THANK YOU

PHOTO CREDITS

Anatercia's Story (Mozambique) – Emidio Josine

PRIMARY STUDENTS

Learning about people not having what they need to live a healthy and safe life can be hard. If you are feeling worried or upset about anything you have learnt about through this resource, make sure you talk to your teacher or a trusted adult. They can share your concerns via our [website](#).

Do you have an idea for how Caritas Australia can improve our school resources? We would love to hear it! Please email education@caritas.org.au

TEACHERS

For more school resources, please visit: caritas.org.au/resources/school-resources/

Stay up to date with events and resources! Subscribe to [Caritas Australia's Education e-newsletter](#)



Caritas Australia gratefully acknowledges the support of the Australian Government through the Australian NGO Cooperation Program and the Australian Humanitarian Partnership.