

# PROJECT COMPASSION

## FOR ALL FUTURE GENERATIONS



### SCHOOL'S GUIDE



Welcome from Caritas Australia's CEO	3
Project Compassion Planner	4
Resources Guide	6
Fundraise Online	8
Live Caritas Q&As Sessions. Register your class today!	9
Teacher Hub	12
Download Resources	13
Project Compassion Prayer	14
Catholic Social Teaching (CST) Guide	15
Fundraising for Social Justice	16
Student Action Planner	17
Contacts	19



**IMPORTANT** Please consider your audience when selecting which stories and activities you wish to share with your class. Students may have personally experienced the social justice issues that are explored throughout the resources.

## GOVERNMENT NOTICE

All fundraisers, participants and volunteers agree to abide by and comply with all relevant legislation, regulations and best practice guidelines (as appropriate) in each State and/or Territory of Australia.

Individuals and other legal entities who fundraise for Caritas Australia (Fundraisers) are responsible for (but not limited to):

- Complying with relevant fundraising laws and regulations in each jurisdiction where they fundraise (and complying with the fundraising laws in every Australian State and Territory if donations are accepted on the internet).
- Ensuring that all monies raised via fundraising activities will be donated to the stated purpose of the appeal.
- Ensuring that all donations are forwarded to Caritas Australia by **31 May 2024**.

For full fundraising responsibilities, please refer to our website: [www.caritas.org.au](http://www.caritas.org.au).



**Australian Government**

## KIRSTY ROBERTSON

### CARITAS AUSTRALIA CEO



I would like to take this opportunity to thank you for the unwavering support that your school showed towards Caritas Australia throughout 2023. Last year was filled with enormous challenges. We witnessed the devastating impact of the food crisis on the most vulnerable communities in Africa. We worked tirelessly with our partners in Türkiye and Syria to assist families affected by the earthquake that struck the two nations. And with your generosity, we have continued to support the work of our partners across Asia, the Pacific, Africa and here in Australia.

Though these crises are far from being solved, we begin 2024 filled with optimism and a few steps closer to realising our mission. This year is filled with promise and with opportunities for partnership and growth and I am incredibly excited to see all the wonderful ways in which we will try to make the world a better and more just place for all.

Project Compassion provides us with an opportunity to do just that. To work in partnership towards a brighter tomorrow. It acts as a timely reminder that by putting our faith and compassion in action today, we have the power to create lasting change for generations to come.

For decades, Project Compassion has been the heart and soul of Caritas Australia and has touched the lives of so many – including my own. It brings us closer as a community, as an organisation and ultimately, as a human family. And each year, I am filled with joy when I see our community rally to help transform the lives of those we serve.

Once again, the theme for Project Compassion is *For all future generations*. Inspired by the Bible's story of the burning bush (Exodus 3:1-20), this theme reminds us that the good that we do today will create a lasting impact for generations to come.

Project Compassion 2024 brings you the stories of three resilient women from different corners of the world. Though they face vastly different challenges in their day-to-day lives, they are all united by their dream of creating a better tomorrow *for all future generations*.

There is the story of Memory from Malawi, who trained to become a carpenter to support her family. She is now self-reliant and able to provide for herself and her family and she is able to work in a male-dominated industry, which is rare for women in rural villages. Her dream is to open her own carpentry workshop and provide employment to skilled carpenters in her area.

There are also the stories of Ronita, a mother of two living in a slum in the Philippines who went back to school to support her children and forge a path out of poverty. And Leaia, who through hard work and determination is building a better life for herself and her five children.

On behalf of everyone at Caritas Australia, I want to thank your school once more. Without your ongoing support, your dedication and your commitment to the work that we do would simply not be possible. These inspiring stories are living proof that your generosity travels far and wide, and can create better opportunities for all future generations.

With gratitude,

*Kirsty Robertson*

Kirsty Robertson  
Chief Executive Officer  
Caritas Australia

# PROJECT COMPASSION PLANNER – BEFORE

The Project Compassion theme reminds us that what we do today can have an impact *for all future generations*. This message invites us to step up for those who do not have the essential resources they need for their survival and those whose needs at this time are far beyond ours. By putting compassion into action, we can make a difference today, *for all future generations*.

We hope that the resources we provide help you bring Project Compassion to life in your school, making it an inspiring and rewarding experience for everyone.

## CHECKLIST

- ☐ **CREATE your school fundraising page.** Go to [schools.projectcompassion.org.au](https://schools.projectcompassion.org.au) to set up your online fundraising page for an event or as a way of collecting donations as a school/class.
- ☐ **REVIEW resources** and familiarise yourself with all the teaching, reflection and fundraising resources available online at [caritas.org.au/project-compassion](https://caritas.org.au/project-compassion).
- ☐ **SHARE the Project Compassion resources** with your colleagues, by sending the links or uploading to your school system.
- ☐ **SELECT students and teachers** who will help drive Project Compassion. They might be class representatives, school leaders or your social justice group.
- ☐ **PLAN your school's Ash Wednesday Liturgy.** Resource are available at [caritas.org.au/project-compassion](https://caritas.org.au/project-compassion)
- ☐ **REGISTER your class for live Caritas Q&A sessions at** [caritas.org.au/project-compassion/caritas-q-and-a/](https://caritas.org.au/project-compassion/caritas-q-and-a/)  
These are live Q&A sessions with Caritas staff and partners. Sessions are available for Y4–6 and Y7–12.
- ☐ **DISTRIBUTE individual or class boxes.** If possible, offer these to students and teachers individually, either as people leave the Ash Wednesday Mass or after Communion, signifying the link between saying 'Amen' to the Body of Christ and 'being' the Body of Christ in the world today.
- ☐ **PLAN engaging fundraising activities.** See the [Fundraising Booklet](#) for ideas.
- ☐ **WATCH films.** Watch the Project Compassion *Introduction Film*, three story films and three *Day in the Life* films before showing students to ensure they are suitable for your audience. *Note: The films are subtitled for students with hearing impairments.*
- ☐ **DISPLAY posters** prominently in your school reception, other meeting rooms and classrooms.
- ☐ **MEET with your student/teacher organisers** to plan a 'whole school' approach to raising awareness and fundraising during Project Compassion this year.

# PROJECT COMPASSION PLANNER – DURING / AFTER

## DURING THE SIX WEEKS OF LENT

We offer three stories to share with your school community. The stories highlight how Caritas Australia is working together with vulnerable communities around the world, empowering them to develop their strengths and create lasting change.

### CHECKLIST

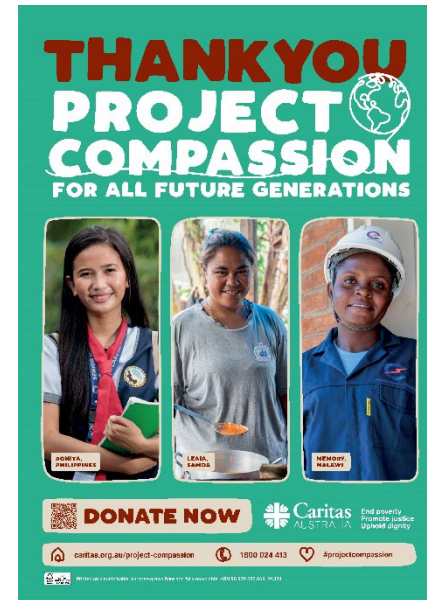
- ☐ **SHARE stories.** Insert the Project Compassion School Newsletter Notice in your weekly school newsletters.
- ☐ **USE the Weekly Staff Reflections resource** for staff meetings/prayer. It is available at [caritas.org.au/project-compassion](https://caritas.org.au/project-compassion)
- ☐ **SHOW the PC24 films.** A popular time is during assemblies, Religious Education classes or homeroom.
- ☐ **SHARE** your school or class fundraising activities on social media. The Social Media Kit is available at [caritas.org.au/project-compassion](https://caritas.org.au/project-compassion)

## HOLY WEEK

USE the 'Way of the Cross' presentation (which comes with leader's notes) as a prayer and reflection activity for the whole school.

## AFTER EASTER

- ☐ **THANK the school community.** Turn over your Project Compassion poster to display the 'Thank You' poster on the back and place a Thank You notice in your school newsletter and on social media, encouraging families to return all donations as soon as possible.
- ☐ **FORWARD your donations** and Record of Receipts sheet to Caritas Australia before 31 May 2024.
- ☐ **SHARE your fundraising total** with your school community and thank them one again.





# RESOURCES GUIDE

**All our resources are online!** Access the films and written stories, teaching materials, and our fundraising and awareness raising ideas at [caritas.org.au/project-compassion](https://caritas.org.au/project-compassion). Find links to online resources in the table below.

	Resource	Description / Suggested Use
For Students	<a href="#">Upper Primary Student Workbook</a>	A printable/fillable PDF where students can input their responses and submit back to the teacher. Tasks include: Fact Check, Map, Global Goals (Sustainable Development Goals), Prayer and Reflection.
	<a href="#">Primary Student Zone</a>	An interactive image with films, photos, stories and information for students to use to complete their student workbook.
	<a href="#">Photo Storybooks</a>	A Photo Storybook for each Project Compassion story, designed especially for Primary (F–2) students.
	<a href="#">Colouring Pages</a>	Three colouring pages promoting the theme, 'For All Future Generations'. Use them for a colouring competition, as a fundraising activity for Project Compassion.
	<a href="#">Audio Described Stories</a>	A story for each week with included audio descriptions.
	<a href="#">Secondary Student Workbook</a>	A fillable PDF for students to record their learning throughout Project Compassion.
	<a href="#">Secondary Deep Dive</a>	An interactive image with links to stories and information to help students complete their student workbook.
	<a href="#">Caritas Q&amp;As</a>	A chance to interact online with our staff and partners in Australia and overseas! 30-minute sessions hosted by Caritas Australia on Zoom. A unique opportunity for students to connect with the people positively affected through Caritas-supported programs and to learn more about the impact of their generous donations. Registrations open to Years 4–12 class groups and available across all time zones.
For Teachers	Teacher Handbook PDF	Available in <a href="#">Lower Primary</a> , <a href="#">Upper Primary</a> and <a href="#">Secondary</a> versions, provides an explanation of the Project Compassion resources. Briefly explores the curriculum and learning opportunities within Project Compassion.  Send to specialist subject learning area teachers (e.g. Visual Art). Use as PD reading if seeking to integrate global education from a Catholic perspective across curriculum areas.

# RESOURCES GUIDE continued

	Resource	Description / Suggested Use
Media	Films	There is an <a href="#">Introduction Film (Primary)</a> – specifically for Primary Schools and an <a href="#">Introduction Film (General)</a> suitable for secondary schools which briefly introduces Project Compassion and the 3 featured stories. There are 3 longer films best suited to Secondary audiences: <a href="#">Ronita (Philippines)</a> , <a href="#">Leaia (Samoa)</a> and <a href="#">Memory (Malawi)</a> . There are also short 'Day in the Life' films for <a href="#">Ronita (Philippines)</a> , <a href="#">Leaia (Samoa)</a> and <a href="#">Memory (Malawi)</a> which are suitable for students in Primary and Secondary year levels.
	Photo Galleries	View photos from the field. Photos for each story are available through the interactive <a href="#">Primary Student Zone</a> and the <a href="#">Secondary Deep Dive</a> .
All Purpose	Introducing Project Compassion (PPT)	Available in <a href="#">Primary</a> and <a href="#">Secondary</a> versions. Overview of all 3 featured Project Compassion programs and the work of Caritas Australia.
	<a href="#">Fundraising Booklet</a>	Ideas to inspire fundraising and awareness raising activities linked to the Project Compassion stories. Download the <a href="#">Fundraising Booklet</a> and visit <a href="https://schools.projectcompassion.org.au">schools.projectcompassion.org.au</a> to register your fundraising activities!
Prayer and Reflection	Ash Wednesday Liturgy	Available in <a href="#">Primary</a> and <a href="#">Secondary</a> versions, this Liturgy of the Word includes distribution of the ashes.
	<a href="#">Prayer (PPT)</a>	The Project Compassion prayer with beautiful images. Use as a daily or weekly prayer for students or staff, or at an assembly.
	<a href="#">Weekly Scripture Reflection for Teachers</a>	Weekly reflections for staff, linking the Project Compassion stories to the Sunday Scripture readings. Use for weekly staff reflections during Lent.
	Way of the Cross (PPT)	Available in <a href="#">Primary</a> and <a href="#">Secondary</a> versions. A reflection following the Way of the Cross, to use during Holy Week. Leaders' Notes included.
Telling Others	<a href="#">Newsletter Notices</a>	A brief insert for your weekly school newsletter, explaining the week's Project Compassion story. Include in print/online school communications. Use on school social media and website.
	<a href="#">Social Media Toolkit</a>	Content and assets to share your support of Project Compassion through your social media channels.

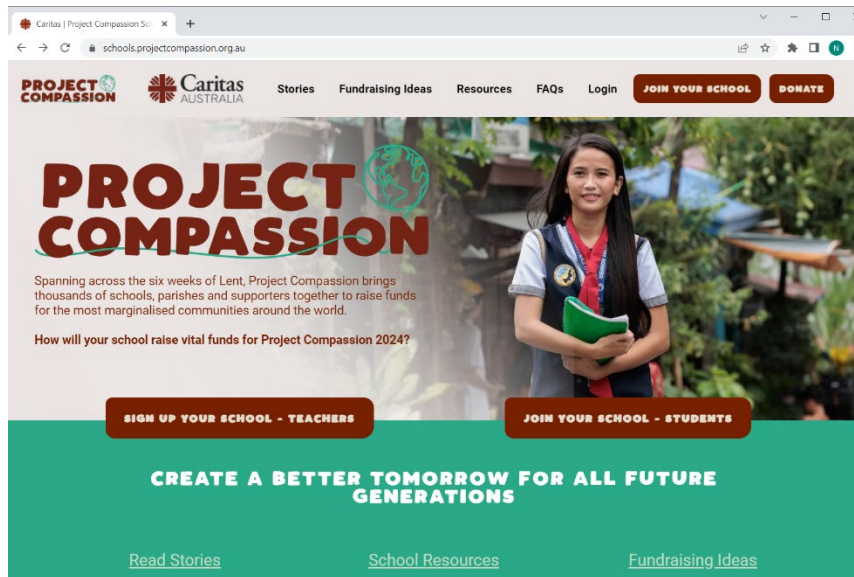
# FUNDRAISE ONLINE!

We know that many schools are now cashless, but don't worry we have you covered!

This year, try fundraising online. When you set up your own online fundraising page, you will receive tools and resources to help make your fundraiser a success.

Simply head to [schools.projectcompassion.org.au](https://schools.projectcompassion.org.au) and set up your school as a fundraiser.

You can create teams for your class groups as well as individual fundraising pages. Be sure to share your fundraising URL and your unique QR code to get the donations rolling in!



## HOW IT WORKS

1. GO TO [schools.projectcompassion.org.au](https://schools.projectcompassion.org.au)
2. SELECT 'Sign up your school - Teachers'
3. SEARCH for your school name
4. CHOOSE your personal message and fundraising goal
5. CREATE class or house teams (optional)
6. SHARE your school page to encourage support
7. START fundraising!





**Explore the different stories, programs and issues for each week of Project Compassion with our Caritas Q&As.**

## WHAT ARE CARITAS Q&As?

During Project Compassion, Caritas Australia is offering the chance to interact online with our staff and partners in Australia and overseas!

Caritas Q&As are 30-minute sessions hosted by Caritas Australia on Zoom. The sessions are a unique opportunity for students to connect with the people positively affected through Caritas-supported programs and to learn more about the impact of their generous donations.

Caritas Q&As are open to students in **Years 4–12** and are available across all time zones.

## HOW WILL IT WORK?

Caritas Q&As run across Lent during school term and will focus on a different Project Compassion story and program each week.

Help prepare your students for a Caritas Q&A by:

- showing them the relevant Project Compassion video
- working through our Project Compassion school resources or relevant social justice resources
- guiding them to create a question to ask Caritas staff/partners.

## HOW DO I REGISTER?

Go to [caritas.org.au/project-compassion/caritas-q-and-a/](https://caritas.org.au/project-compassion/caritas-q-and-a/) to register your class in the session that suits you.



**Register your class  
for Caritas Q&As**



## PRIMARY SCHOOL TIMETABLE FOR GRADES 4–6

All times listed below are AEDT. Please adjust for your time zone.

<b>Ronita's story (Philippines)</b>  <a href="#">REGISTER</a>	Monday 19 February	Tuesday 20 February	Wednesday 21 February	Thursday 22 February
	10:15 am 1:00 pm 3:00 pm	9:15 am 11:30 am 2:15 pm	10:30 am 11:30 am 2:00 pm	9:00 am 10:00 am 12:15 pm
	Monday 26 February	Tuesday 27 February	Wednesday 28 February	Thursday 29 February
	10:00 am 4:00 pm	11:30 am 1:00 pm	9:15 am 1:00 pm	11:00 am 5:00 pm

<b>Leaia's story (Samoa)</b>  <a href="#">REGISTER</a>	Monday 4 March	Tuesday 5 March	Wednesday 6 March	Thursday 7 March
	11:00 am 1:30 pm 2:30 pm	9:00 am 1:00 pm 2:15 pm	9:30 am 11:30 am 12:45 pm	9:00 am 10:00 am 3:00 pm

<b>Memory's story (Malawi)</b>  <a href="#">REGISTER</a>	Monday 11 March	Tuesday 12 March	Wednesday 13 March	Thursday 14 March
	9:30 am 1:00 pm 2:15 pm	10:30 am 11:30 am 12:30 pm	9:30 am 12:30 pm 2:00 pm	9:00 am 1:00 pm 5:00 pm



## SECONDARY SCHOOL TIMETABLE FOR GRADES 7–12

All times listed below are AEDT. Please adjust for your time zone.

<b>Ronita's story (Philippines)</b>  <b>REGISTER</b>	Monday 19 February	Tuesday 20 February	Wednesday 21 February	Thursday 22 February
	9:15 am 12:00 pm	10:15 am 12:30 pm	9:00 am 1:15 pm	11:30 am 2:00 pm
	Monday 26 February	Tuesday 27 February	Wednesday 28 February	Thursday 29 February
	11:00 am 5:00 pm	10:00 am 2:00 pm	10:15 am 12:00 pm	9:30 am 1:00 pm

<b>Leaia's story (Samoa)</b>  <b>REGISTER</b>	Monday 4 March	Tuesday 5 March	Wednesday 6 March	Thursday 7 March
	9:30 am 12:30 pm	10:15 am 5:00 pm	10:30 am 2:00 pm	11:30 am 1:30 pm

<b>Memory's story (Malawi)</b>  <b>REGISTER</b>	Monday 11 March	Tuesday 12 March	Wednesday 13 March	Thursday 14 March
	11:00 am 12:00 pm	9:15 am 2:00 pm	10:30 am 3:00 pm	10:00 am 11:30 am




Stories ▾ Resources ▾ Fundraise FAQs 🔍 🛒 [Donate Now](#)

[Home](#) > [Project Compassion](#) > [Teacher](#)

### Teacher Hub

A hub of information and resources for you to use with your students to promote and explore the themes of Project Compassion during the six weeks of Lent and beyond.



#### How to get involved

##### DOWNLOAD TEACHER RESOURCES

Resources for you to use with your students during the six weeks of Lent and beyond.

[DOWNLOAD](#)

##### REGISTER A FUNDRAISER

Whether you want to hold a Caritas Ks challenge or create your own unique event, get fundraising to make a difference to the lives of people living in poverty.

[START YOUR FUNDRAISER](#)

##### JOIN A CARITAS Q&A

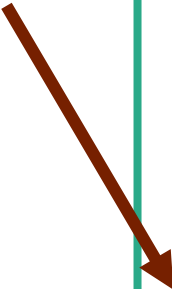
Register your class for a Caritas Q&A and engage directly with Caritas Australia's program staff and partners.



[LEARN MORE](#)

Find all resources here!

Follow the links here to register your class for a Caritas Q&A!

Use the filter  
function on our  
resources page to  
find and download  
resources.






[Donate](#) [Get involved](#) [Resources](#) [News](#) [About](#) [Search](#) [Cart](#) [Donate Now](#)

### Project Compassion resources

Our Project Compassion resources can help inspire your school, parish and community to create lasting change for all future generations.

[START FUNDRAISING](#)



#### Keyword Search

Type something

SEARCH

#### Filter by

Audience

☐ Parish

☐ Primary

☐ Secondary (Y7-12)

☐ Student


☐ Supporter

☒ Teacher

☐ Youth

Resource Type

Viewing 1-9 of 9




#### Prayer (PPT) - Project Compassion 2024

Project Compassion prayer for 2024 with accompanying images.

PPTX 23.5 MB

[DOWNLOAD](#) [Learn More >](#)




#### Introducing Project Compassion PPT- Primary

Introducing the theme and the three stories featured in Project Compassion 2024.

PPTX 19.9 MB

[DOWNLOAD](#) [Learn More >](#)




#### Weekly Reflections - Schools

Weekly reflections linking the Project Compassion stories to the Sunday Scripture readings during Lent 2024.

PDF 1.4 MB

[DOWNLOAD](#) [Learn More >](#)




#### Lower Primary Teacher Handbook

Contains curriculum-linked learning tasks and worksheets for Foundation to Year 2.

PDF 5 MB

[DOWNLOAD](#) [Learn More >](#)

 **Caritas**  
AUSTRALIA

13



# PRAYER

God of all hope,  
we pray for our world with all its beauty and need.  
We thank you for the love in our lives that is  
a mirror of your unending love.

May all creation know your compassion this Lent  
and may we take courage to share it, especially with  
those who don't have what they need.

In our time, we hear the same words you spoke to Moses:  
'I will be with you,' when you ask us to do courageous things.

Through our prayer, fasting and almsgiving,  
move us to act in the company of your Spirit,  
showing compassion and acting for justice  
to renew the face of the Earth,  
now and for all future generations.

We ask this in the name of Christ.  
Amen.



**DONATE  
NOW**



**SUPPORT PROJECT COMPASSION 2024**

 [caritas.org.au/project-compassion](https://caritas.org.au/project-compassion)  1800 024 413  #projectcompassion

**PROJECT  
COMPASSION**  
FOR ALL FUTURE GENERATIONS



**Caritas**  
AUSTRALIA

End poverty  
Promote justice  
Uphold dignity

# CATHOLIC SOCIAL TEACHING (CST) GUIDE

Catholic Social Teaching (CST) principles cover all spheres of life – the economic, political, ecological, personal and spiritual. The principles are inspired by scripture and the writings of the Pope and other Catholic leaders about social issues.

**Caritas Australia's work is shaped by the tradition of Catholic Social Teaching.**

## HUMAN DIGNITY

We believe every human being is created in the image and likeness of God and therefore has inherent dignity that should always be safeguarded.



## SUBSIDIARITY AND PARTICIPATION

We believe all people have the right to participate in decisions that affect their lives. Subsidiarity requires that decisions are made by people closest and most affected by the issues and concerns of the community.



## SOLIDARITY

We believe we are part of one human family and have a responsibility to help each person achieve their full potential.



## THE COMMON GOOD

We believe the good of each human person is intimately related to the good of the whole community. We are all responsible for each other.



## PREFERENTIAL OPTION FOR THE POOR

We believe in prioritising the women, men and children most vulnerable to extreme poverty and injustice.



## CARE FOR OUR COMMON HOME

We believe that care for our common home is vital for the common good of all people. We believe a true ecological approach is a social approach. We are to be protectors of creation and of one another.



For more on Catholic Social Teaching, including classroom activities, short films and other resources, visit our [CST Toolkit](#).

Photo credits: Tim Lam/Caritas Australia (top left, top right, bottom right), Richard Wainwright/Caritas Australia (middle right, bottom left), Laura Womersley/Caritas Australia (middle left)



Caritas Australia believes that fundraising should be FUN! It's also an opportunity to raise awareness about important issues, and a chance for the community to take part in a social justice action. Everyone who contributes is empowered and able to stand in solidarity, with the communities we serve and those who benefit from our actions.

## STEP 1: ACT CHARITABLY

Give money: this helps meet immediate needs and is vital. But charity alone cannot end the cycle of poverty. Taking the next steps can do more to have a positive impact in the most vulnerable communities.

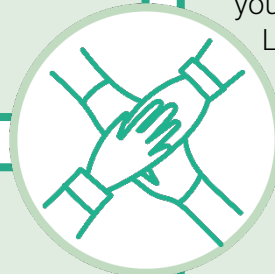
**Suggested action:** Collect funds using your Project Compassion donation box. Funds collected go to long-term integral human development programs and emergency relief programs.

## STEP 2: RAISE AWARENESS

Help others understand the issues that people experiencing extreme poverty are faced with. Inform your community about how donations can help communities gain access to clean water, food security, basic healthcare and safety.

**Suggested actions:** Show one of the Project Compassion films, display printed materials around your school and include notices in your school newsletter. Share information on social media.

Learn more at [caritas.org.au/project-compassion](https://caritas.org.au/project-compassion)



## STEP 3: ACT IN SOLIDARITY

Actions like walking a long way – in solidarity with those who walk a long way to collect water, or those fleeing conflict zones to safety, promote empathy and understanding. When you walk in the shoes of the world's most vulnerable, you start to understand, with compassion, the injustices these communities face.

**Suggested action:** 'Walk a kilometre in their shoes' by trying some of the solidarity actions such as the Water Challenge.

## STEP 4: ACT FOR SOCIAL JUSTICE

Take social justice actions to address underlying issues and create lasting change. These actions could focus on participation, care for creation, peace, sustainability, inclusion and justice. As well as taking action, take some time to reflect on what you're doing.

**Suggested action:** Take action for social justice by supporting climate justice. Many of our partners are experiencing the harsh impacts of climate change.

# STUDENT ACTION PLANNER

**PLANNING GROUP MEMBERS:** \_\_\_\_\_

**1. THINK** – What is the focus of your campaign? Why is this issue important?

**2. LEARN** – What facts and figures do you need? Where can you get this information?

Make it real with an example of a Caritas Australia community development program.

**3. TOOLS** – For example, social media, posters, stalls, newsletter items, slides from the Caritas Australia website, music, an event or assembly presentation, etc.

**4. CONTACTS AND PERMISSIONS** – Make an appointment to see your Principal to talk about what you have learnt and how you would like to engage the rest of the school community.

Who else do you need to speak to? (E.g. teachers, parish priest, participants, others)

Have a chat with your school media person as they might have some good contacts with local newspapers. Get your justice agenda out into your wider community! Share the good news!

## 5. SET A DATE

When will your main event take place?










When will you start preparations?

When do you need to start promotion?

**JUSTICE BEGINS WITH ME!** – What personal action will each member of your group take? How will you lead by example?

**REFLECT ON FAITH AND ACTION** – What Catholic Social Teaching principles guide you to take action for people who experience poverty?

# STUDENT ACTION PLANNER

 WHAT TASKS NEED TO BE DONE? 	WHY IS THIS A GOOD IDEA? 	WHO WILL DO IT? 	WHAT DATE IS IT DUE? 
<b>FUNDRAISING ACTION</b>  			
<b>AWARENESS RAISING ACTION</b>  			
<b>SOLIDARITY ACTION</b>  			
<b>JUSTICE ACTION</b>  			



## COMMUNITY ENGAGEMENT ANIMATORS

**QLD/NT** – [Andrew.Knife@caritas.org.au](mailto:Andrew.Knife@caritas.org.au)

**NSW/ACT** – [Chris.Nolan@caritas.org.au](mailto:Chris.Nolan@caritas.org.au)

**VIC/TAS** – [Gwen.Michener@caritas.org.au](mailto:Gwen.Michener@caritas.org.au)

**WA/SA** – [Paul.Reid@caritas.org.au](mailto:Paul.Reid@caritas.org.au)

## JUSTICE RESOURCES TEAM

[Nicole.Dobrohotoff@caritas.org.au](mailto:Nicole.Dobrohotoff@caritas.org.au)

## GENERAL ENQUIRIES

[education@caritas.org.au](mailto:education@caritas.org.au)

## PHOTO CREDITS

Ronita's Story (Philippines) – Richard Wainwright/Caritas Australia

Leaia's Story (Samoa) – Laura Womersley/Caritas Australia

Memory's Story (Malawi) – Tim Lam/ Caritas Australia




Caritas Australia gratefully acknowledges the support of the Australian Government through the Australian NGO Cooperation Program.

# PROJECT COMPASSION

## FOR ALL FUTURE GENERATIONS



 [caritas.org.au/project-compassion](https://caritas.org.au/project-compassion)  
 1800 024 413  
 #projectcompassion



End poverty  
Promote justice  
Uphold dignity