

Meet Shirley, Philippines



Shirley with members of her Manide community outside their Tribal Hall.

Watch the [Primary School film](#).

Have you ever been left out of an activity? How did it make you feel?

Some people are not treated with respect because they are indigenous. They are left out of many things and it is difficult for them to go to school, the doctor or to get a job.

Shirley is an indigenous woman who lives in the Philippines who was left out. But after she joined a Caritas Australia supported program, she learned ways to make her life better.

Shirley and her family are from the Manide tribe in the Philippines. She is 36 years old and lives in a rural area of the Philippines called Camarines Norte. Shirley lives with her four children and her husband.

Shirley's husband is sick with tuberculosis, so Shirley needs to earn money to provide for her family. In the Philippines, approximately 12 million people live on less than \$1.90 a day. This is called extreme poverty. Poverty is most severe in rural areas, with almost 80% of the country's most vulnerable people living there.



Life is even harder for the nearly 17 million indigenous people who live in the Philippines. They often face discrimination and are excluded. Many children and families cannot access medical care, and many preventable diseases like tuberculosis, dengue fever and measles are common in their communities.

Indigenous people in the Philippines are often bullied at school, which forces many children to leave school early. Approximately 2.8 million children in the Philippines do not go to school.

Shirley decided to join a program run by Caritas Australia's partner in the Philippines, an organisation called SPACFI (this stands for Socio Pastoral Action Centre Foundation Inc). In this program, Shirley learned many things that have helped to improve life for her family and community. Shirley trained to become an indigenous health worker.

She can now earn an income as a health worker, and that has helped Shirley and her husband pay for their children's school fees, uniforms and supplies.

In the Caritas Australia program, Shirley also learnt about the rights she has as an indigenous person. Shirley now knows that she doesn't have to face discrimination, and that she deserves to be treated with respect, and has the right to earn an income, access medical care and send her children to school. Many other indigenous people like Shirley also learnt about their rights. The program has helped nearly 1200 people from the Manide tribe.

 There are good things that happened here in our tribe. Our kids are now healthier. I want to take care of my kids, I want them to study and finish school. I am proud of what I have done for my tribe. 
Shirley

When you support Caritas Australia, you are sharing what you have with your one human family - that includes indigenous people around the world. You are working for the common good of everyone!

Read and discuss:

1. Why do you think it is important to include everyone?
2. What are the challenges that Shirley and her community face?
3. How did Caritas Australia help indigenous people?
4. How is Shirley now earning an income?
5. How has Shirley's involvement in the Caritas Australia program helped the rest of her community?
6. What is one thing that has surprised you about this story? Why does it surprise you?
7. What do you wonder about this story?

Curriculum: English Year 3: ACELY1680,
Year 4: ACELY1692.

SHIRLEY, PHILIPPINES


Learning Tasks

1. Bonus film: A day in the life

Watch the film about a day in Shirley's life. What surprises you? What is similar about Shirley's day, home and community, to your own life? How is it different? What questions do you have?

2. Make slippers

Background information: Shirley earns an income by collecting the abaca from a nearby forest. Abaca is the dried bark of banana trees- the raw material used to make the slippers. Consider the merits of using this material. The slippers are made and sold through a group and Shirley uses this income to provide for her family.



Instructions: Use the templates to make slippers using a sustainable or recyclable material. It could be something that will otherwise be thrown out. The art department may have some ideas for offcut materials. Discuss the choice of material and why it is appropriate for footwear.

Please note the template may need to be enlarged depending on the age of the students.

Curriculum: Design and Technologies Year 3 & 4 ACTDEK010, ACTDEK01.


3. RE LINK: Loving our neighbours

Discuss: How do we forgive others when we are left out or excluded? Create a poster encouraging people to make sure everyone is felt loved and included.



Make slippers like Shirley in the Philippines

Recycle material to make your slippers. Trace and cut the outline below. Fold the left flap over to the right and use glue to secure. You will need to leave some white space outside the outline on the left side to make it easier to secure.




Template created for this purpose. Original source: <https://www.icreativeideas.com/how-to-diy-simple-pattern-home-slippers/>



Make slippers like Shirley in the Philippines

Recycle material to make your slippers. Trace and cut the outline below and then fold the flaps into the middle so they overlap. Use glue to secure. Add your own buttons or decorations.



Template created for this purpose. Original source: <https://www.icreativeideas.com/how-to-diy-simple-pattern-home-slippers/>