



FOR ALL FUTURE
GENERATIONS

PROJECT COMPASSION

SCHOOL'S GUIDE



Aboriginal and Torres Strait Islander people are advised that images and external links contained in this resource may contain images, voices or names of people who have since passed away.

Welcome from Caritas Australia's CEO	3
Project Compassion Planner	4
Resources Guide	5
Fundraise Online	7
Live Caritas Q&As Sessions. Register your class today!	8
Teacher Hub	11
Download Resources	12
Project Compassion Prayer	13
Catholic Social Teaching (CST) Guide	14
Fundraising for Social Justice	15
Student Action Planner	16
Contacts	18



IMPORTANT Please consider your audience when selecting which stories and activities you wish to share with your class. Students may have personally experienced the social justice issues that are explored throughout the resources.

GOVERNMENT NOTICE

All fundraisers, participants and volunteers agree to abide by and comply with all relevant legislation, regulations and best practice guidelines (as appropriate) in each State and/or Territory of Australia.

Individuals and other legal entities who fundraise for Caritas Australia (Fundraisers) are responsible for (but not limited to):

- Complying with relevant fundraising laws and regulations in each jurisdiction where they fundraise (and complying with the fundraising laws in every Australian State and Territory if donations are accepted on the internet).
- Ensuring that all monies raised via fundraising activities will be donated to the stated purpose of the appeal.
- Ensuring that all donations are forwarded to Caritas Australia by **31 May 2023**.

For full fundraising responsibilities, please refer to our website: www.caritas.org.au.



Australian Government

WELCOME

KIRSTY ROBERTSON CARITAS AUSTRALIA CEO



Last year was filled with emergencies and crises that many of us could have never imagined happening in our lifetime. For many vulnerable communities across the world, 2022 proved to be even more challenging and devastating than 2020 and 2021. Yet, despite everything we have endured in recent times, I have faith that together, as one human family, we can continue to work to make the world a more just and better place for all.

Each year, Project Compassion comes as a timely reminder of the importance of solidarity and how a single act of kindness – whether big or small, can make a life-changing impact in the lives of those who need it most.

My involvement with Caritas Australia dates back to when I was in primary school, carrying around my Project Compassion box. I knew then that, through the power of kindness and generosity, I could have a long-lasting difference in the lives of future generations.

The theme of Project Compassion is 'For All Future Generations'. This phrase is a powerful affirmation that the good that we do today will extend and impact the lives of generations to come. It is also a call for all of us to play our part in making the world a better place by working together as sisters and brothers in finding long-term solutions to global issues.

This year, the theme asks us to think about the great 'yes' that Mary spoke when the angel told her she was to become the mother of Jesus. She freely accepted God's invitation to take up a unique place in the history of the human family. The prayer Mary shared with her cousin Elizabeth says, "all generations will call me blessed". Her yes is for all future generations.

Project Compassion 2023 brings us the stories of four incredibly inspiring individuals whose futures have been touched by the relentless work of our partners and by your unwavering generosity. There is the story of 16-year-old Laxmi, who lives in one of the most remote communities in Nepal. After losing her father at a young age, she was vulnerable to falling further into extreme poverty. But thanks to your generosity, and the support of our partner Caritas Nepal, Laxmi joined a child club, became a leader in her school and is now a mentor to other girls in her village.

This year, we are also bringing you the story Thu from Vietnam who, with the support of the Centre for Sustainable Rural Development, can now earn extra income and care for his wife despite his disability. There is also the story of Priscilla from Zimbabwe. Thanks to your support, she has had the opportunity to learn conservation farming skills to grow drought-resistant crops and farm poultry to support her family during the current food crisis. And finally, there is the story of Tereesa – a Gamilaroi woman from Western Sydney who struggled with homelessness while raising her four children. Through the Baabayn Young Mums and Bubs program, she was able to reconnect with her culture and create a better future for her children.

On behalf of everyone at Caritas Australia, I want to thank your school for your ongoing compassion and support towards the work that we do. These inspiring stories are living proof that your generosity can make a life-changing impact and create better opportunities so that future generations may live to their full potential and thrive.

With gratitude,

Kirsty Robertson

Kirsty Robertson
Chief Executive Officer
Caritas Australia

PROJECT COMPASSION PLANNER

BEFORE ASH WEDNESDAY, 23 FEBRUARY 2023

This year's theme reminds us that what we do today can have an impact *For All Future Generations*. This message invites us to step up for those who do not have the essential resources they need for their survival and those whose needs at this time are far beyond ours. By putting compassion into action, we can make a difference today, *For All Future Generations*.

We hope that the resources we provide help you bring Project Compassion to life in your school, making it an inspiring and rewarding experience for everyone.

CHECKLIST

- ☐ **CREATE your school fundraising page.** Go to caritas.org.au/project-compassion to set up online fundraising for an event or use this as a way of collecting donations as a school/class.
- ☐ **SHARE the PC23 materials** with your colleagues, by sending the links or uploading to your school system.
- ☐ **REVIEW resources** and familiarise yourself with all the teaching, reflection and fundraising resources available online at caritas.org.au/project-compassion.
- ☐ **SELECT students and teachers** who will help drive Project Compassion. They might be class representatives, school leaders or your social justice group.
- ☐ **PLAN** your school's Ash Wednesday Liturgy. Resource available at caritas.org.au/project-compassion.

PLAN PROJECT COMPASSION ACTIVITIES

CHECKLIST

- ☐ **REGISTER your class for live Caritas Q&A sessions:** caritas.org.au/project-compassion/caritas-q-and-a/ These are live Q&A sessions with Caritas staff and partners. Sessions available for Y4–6 and Y7–12.
- ☐ **DISTRIBUTE individual or class boxes.** If possible, offer these to students and teachers individually, either as people leave the Ash Wednesday Mass or after Communion, signifying the link between saying 'Amen' to the Body of Christ and 'being' the Body of Christ in the world today.
- ☐ **PLAN engaging fundraising activities.** See the [Fundraising Booklet](#) for ideas.
- ☐ **WATCH films:** Watch the Project Compassion [School Film](#) and *Day in the Life* films before showing students to ensure they are suitable for your audience. *Note: The films are subtitled for students with hearing impairments.*
- ☐ **DISPLAY posters** prominently in your school reception, other meeting rooms and classrooms.
- ☐ **MEET WITH** your student/teacher organisers to plan a 'whole school' approach to raising awareness and fundraising during Project Compassion this year.

DURING THE SIX WEEKS OF LENT

We offer four stories to share with your school community. The stories highlight how Caritas Australia is working together with vulnerable communities around the world, empowering them to develop their strengths and create lasting change.

CHECKLIST

- ☐ **SHARE stories.** Insert the Project Compassion School Newsletter Notice in your weekly school newsletters.
- ☐ **USE Weekly Staff Reflections** for staff meetings/prayer. Resource available at caritas.org.au/project-compassion
- ☐ **SHOW the PC23 films.** A popular time is during assemblies, Religious Education classes or homeroom.
- ☐ **SHARE** your school or class fundraising activities on social media.

HOLY WEEK / LAST WEEK OF TERM 1

- ☐ **USE the 'Way of the Cross'** presentation (which comes with leader's notes) as a prayer and reflection activity for the whole school.
- ☐ **THANK the school community** by placing a Thank You notice in your school newsletter/social media, sharing how much money was raised.
- ☐ **FORWARD your donations** and Record of Receipts sheet to Caritas Australia before 31 May 2023.

RESOURCES GUIDE

All our resources are online! Access the films and written stories, teaching materials, and our fundraising and awareness raising ideas at caritas.org.au/project-compassion. Find links to online resources in the table below. Other resources, including the School's Guide, are on this USB.

	Resource	Description / Suggested Use
For Students	Primary Student Passport	A printable PDF where students can input their responses and submit back to the teacher. Tasks include: Fact Check, Map, Global Goals (Sustainable Development Goals), Prayer and Reflection.
	Primary Student Passport Hub	An interactive image with films, photos, stories and information for students to use to complete their student passport.
	Photo Storybooks	A Photo Storybook for each Project Compassion story, designed especially for Primary (F–2) students.
	Colouring Pages	Three colouring pages promoting the theme, 'For All Future Generations'. Use them for a colouring competition, as a fundraising activity for Project Compassion.
	Audio Described Stories	A story for each week with included audio descriptions.
	Secondary Student Workbook	A fillable PDF for secondary students to record their learning throughout Project Compassion.
	Secondary Deep Dive	An interactive image with links to stories and information to help students complete their student workbook.
For Teachers	Caritas Q&As	A chance to interact online with our staff and partners in Australia and overseas! 30-minute sessions hosted by Caritas Australia on Zoom. A unique opportunity for students to connect with the people positively affected through Caritas-supported programs and to learn more about the impact of their generous donations. Registrations open to Years 4–12 class groups and available across all time zones.
	School's Guide	A guide for the REC, APRE or Social Justice Leader. Includes tips to plan Project Compassion for the whole school.
	Teacher Handbook PDF	Available in Lower Primary , Upper Primary and Secondary versions, provides an explanation of the Project Compassion resources. Briefly explores the curriculum and learning opportunities within Project Compassion. Send to specialist subject learning area teachers (e.g. Visual Art). Use as PD reading if seeking to integrate global education from a Catholic perspective across curriculum areas.

RESOURCES GUIDE continued

	Resource	Description / Suggested Use
Media	Weekly Films	There is a specific PC23 School Film introducing the four stories. There are also short 'Day in the Life' films for Laxmi (Nepal) , Tereesa (Australia) , Priscilla (Zimbabwe) and Thu (Vietnam) .
	Photo Galleries	View photos from the field. The photos for each story are available through the interactive primary Passport Hub and secondary Deep Dive .
All Purpose	Introducing Project Compassion (PPT)	Available in Primary and Secondary versions. Overview of all four featured Project Compassion programs and the work of Caritas Australia.
	Fundraising Booklet	Ideas to inspire fundraising and awareness raising activities linked to the Project Compassion stories. Download the Fundraising Booklet and visit caritas.org.au/project-compassion to register your fundraising activities!
Prayer and Reflection	Ash Wednesday Liturgy	Available in Primary and Secondary versions, this Liturgy of the Word includes distribution of the ashes.
	Prayer (PPT)	The Project Compassion prayer with beautiful images. Use as a daily or weekly prayer for students or staff, or at an assembly.
	Weekly Reflections for Schools	Weekly reflections linking the Project Compassion stories to the Sunday Scripture readings. Use for weekly staff prayer during Lent, during secondary RE lessons or share with your school community through your newsletter.
	Way of the Cross (PPT)	Available in Primary and Secondary versions. A reflection following the Way of the Cross, to use during Holy Week. Leaders' Notes included.
Telling Others	Newsletter Notices	A brief insert for your weekly school newsletter, explaining the week's Project Compassion story. Include in print/online school communications. Use on school social media and website.
	Social Media Toolkit	Content and assets to share your support of Project Compassion through your social media channels.

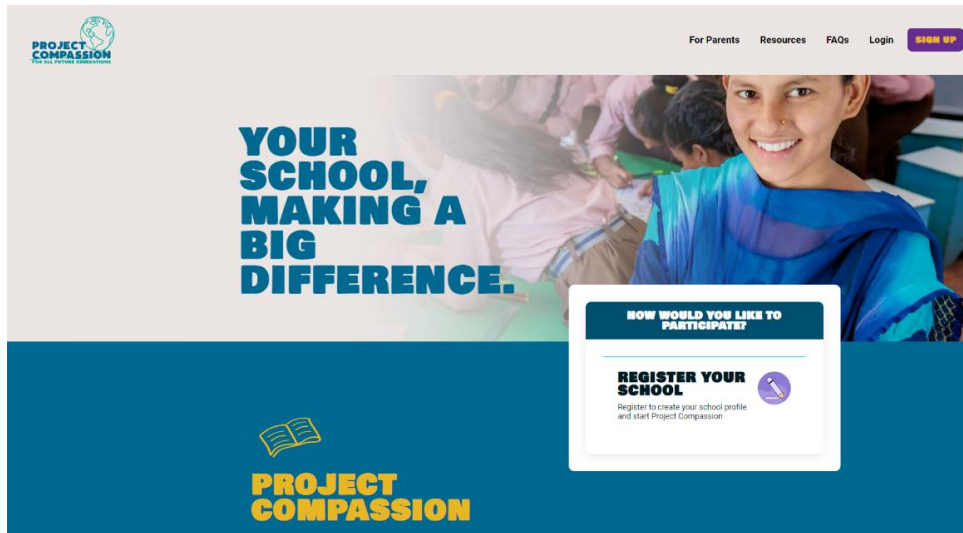
FUNDRAISE ONLINE!

We know that many of our schools are now cashless, but don't worry we have you covered!

This year, we have rolled out our new Project Compassion online fundraising website. We strongly recommend you set up an online fundraising page so you can access all of our handy tools and resources to help make your fundraiser a success.

Simply head to caritas.org.au/project-compassion and set up your school as a fundraiser.

You can create teams for your class groups as well as individual fundraising pages. Be sure to share your fundraising URL and your unique QR code to get the donations rolling in!



caritas.org.au/project-compassion

HOW IT WORKS

1. GO TO caritas.org.au/project-compassion
2. SELECT 'Fundraise'
3. SIGN UP your school
4. CREATE class teams (optional)
5. CHOOSE your personal message and fundraising target
6. SHARE your school page to encourage support
7. START fundraising!



Explore the different stories, programs and issues for each week of Project Compassion with our Caritas Q&As.

WHAT ARE CARITAS Q&As?

During Project Compassion, Caritas Australia is offering the chance to interact online with our staff and partners in Australia and overseas!

Caritas Q&As are 30-minute sessions hosted by Caritas Australia on Zoom. The sessions are a unique opportunity for students to connect with the people positively affected through Caritas-supported programs and to learn more about the impact of their generous donations.

Caritas Q&As are open to students in **Years 4–12** and are available across all time zones.

HOW WILL IT WORK?

Caritas Q&As run across Lent during school term and will focus on a different Project Compassion story and program each week.

Help prepare your students for a Caritas Q&A by:

- Showing them the relevant Project Compassion video
- Working through our Project Compassion school resources or relevant social justice resources
- Guiding them to create a question to ask Caritas staff/partners.

HOW DO I REGISTER?

Go to caritas.org.au/project-compassion/caritas-q-and-a/

to register your class in the session that suits you.

After Project Compassion, at the beginning of Term 2, Caritas Australia will host more sessions where schools can share how their awareness raising and fundraising activities went through Term 1. This is a great opportunity to share your success, learn from other schools and continue to connect through social justice.



**Register your class
for Caritas Q&As**



LIVE CARITAS Q&As

PRIMARY SCHOOL TIMETABLE

All times listed below are AEDT. Please adjust for your time zone.

Laxmi's Story (Nepal) REGISTER	Monday 27 February	Tuesday 28 February	Wednesday 1 March	Thursday 2 March
	<ul style="list-style-type: none"> 10.00am 11.30am 1.00pm 2.00pm 4.00pm 	<ul style="list-style-type: none"> 9.15am 10.00am 11.45am 12.30pm 2.15pm 	<ul style="list-style-type: none"> 9.30am 10.30am 11.30am 1.00pm 2.00pm 	<ul style="list-style-type: none"> 9.00am 10.00am 11.00am 12.15pm 5.00pm

Tereesa's Story (Australia) REGISTER	Monday 6 March	Tuesday 7 March	Wednesday 8 March	Thursday 9 March
	<ul style="list-style-type: none"> 11.00am 12.45pm 1.30pm 	<ul style="list-style-type: none"> 9.00am 1.00pm 2.00pm 	<ul style="list-style-type: none"> 9.15am 11.45am 12.45pm 	<ul style="list-style-type: none"> 9.00am 10.00am 3.00pm

Priscilla's Story (Zimbabwe) REGISTER	Monday 13 March	Tuesday 14 March	Wednesday 15 March	Thursday 16 March
	<ul style="list-style-type: none"> 9.45am 1.00pm 2.00pm 	<ul style="list-style-type: none"> 10.30am 11.30am 12.15pm 	<ul style="list-style-type: none"> 9.30am 12.30pm 1.30pm 	<ul style="list-style-type: none"> 9.00am 1.00pm 5.00pm

Thu's Story (Vietnam) REGISTER	Monday 20 March	Tuesday 21 March	Wednesday 22 March	Thursday 23 March
	<ul style="list-style-type: none"> 9.45am 10.30am 12.45pm 	<ul style="list-style-type: none"> 10.00am 1.00pm 2.00pm 	<ul style="list-style-type: none"> 9.00am 10.00am 3.00pm 	<ul style="list-style-type: none"> 9.30am 11.30am 1.30pm

LIVE CARITAS Q&As

SECONDARY SCHOOL TIMETABLE

All times listed below are AEDT. Please adjust for your time zone.

Laxmi's Story (Nepal)	Monday 27 February	Tuesday 28 February	Wednesday 1 March	Thursday 2 March
	<ul style="list-style-type: none"> • 9.30am • 10.30am • 12.00pm • 5.00pm 	<ul style="list-style-type: none"> • 10.30am • 11.15am • 1.00pm • 1.45pm 	<ul style="list-style-type: none"> • 9.00am • 10.00am • 12.00pm • 1.30pm 	<ul style="list-style-type: none"> • 9.30am • 11.30am • 1.00pm • 2.00pm

REGISTER

Tereesa's Story (Australia)	Monday 6 March	Tuesday 7 March	Wednesday 8 March	Thursday 9 March
	<ul style="list-style-type: none"> • 10.00am • 2.15pm 	<ul style="list-style-type: none"> • 10.15am • 5.00pm 	<ul style="list-style-type: none"> • 10.00am • 2.00pm 	<ul style="list-style-type: none"> • 11.30am • 1.30pm

REGISTER

Priscilla's Story (Zimbabwe)	Monday 13 March	Tuesday 14 March	Wednesday 15 March	Thursday 16 March
	<ul style="list-style-type: none"> • 11.00am • 12.00pm 	<ul style="list-style-type: none"> • 9.15am • 1.30pm 	<ul style="list-style-type: none"> • 10.30am • 3.00pm 	<ul style="list-style-type: none"> • 10.00am • 11.30am



REGISTER



Thu's Story (Vietnam)	Monday 20 March	Tuesday 21 March	Wednesday 22 March	Thursday 23 March
	<ul style="list-style-type: none"> • 11.00am • 12.00pm 	<ul style="list-style-type: none"> • 9.15am • 12.00pm 	<ul style="list-style-type: none"> • 1.30pm • 4.00pm 	<ul style="list-style-type: none"> • 10.15am • 12.30pm

REGISTER

Laxmi's Story (Nepal)	Monday 27 March	Tuesday 28 March	Wednesday 29 March	Thursday 30 March
	<ul style="list-style-type: none"> • 10.30am • 4.00pm 	<ul style="list-style-type: none"> • 11.00am • 5.00pm 	<ul style="list-style-type: none"> • 11.30am • 1.00pm 	<ul style="list-style-type: none"> • 9.30am • 2.00pm

REGISTER





Stories ▾ Resources ▾ Fundraise FAQs [DONATE](#)  

[Home](#) > [project-compassion](#) > Teacher

Teacher Hub

A hub of information and resources for you to use with your students to promote and explore the themes of Project Compassion during the six weeks of Lent and beyond.





How to get involved

DOWNLOAD TEACHER RESOURCES

Resources for you to use with your students during the six weeks of Lent and beyond.

[DOWNLOAD](#)

REGISTER A FUNDRAISER

Whether you want to hold a Caritas K's challenge or create your own unique event, get fundraising to make a difference to the lives of people living in poverty.

[START YOUR FUNDRAISER](#)

JOIN A CARITAS Q&A

Register your class for a Caritas Q&A and engage directly with Caritas Australia's program staff and partners.

[LEARN MORE](#)

Find all PC23 resources here!

Follow the links here to register your class for a Caritas Q&A!


DOWNLOAD RESOURCES

Use the filter function on our School Resources page to find and download resources.

Keyword Search

[SEARCH](#)


Filter by
Audience [▼](#)
Resource Topics [▼](#)
Resource Type [▼](#)
Curriculum Area [▼](#)
[APPLY FILTER](#)



Donate [▼](#) Get involved [▼](#) Resources [▼](#) News [▼](#) About [▼](#) [DONATE](#) [🛒](#) [🔍](#)

School resources

Curriculum and topic specific resources for teachers to embed social justice in the curriculum.



[f](#)[t](#)[i](#)[in](#)


Keyword Search

[SEARCH](#)


Filter by
Audience [▼](#)
Resource Topics [▼](#)
Resource Type [▼](#)
Curriculum Area [▼](#)
[APPLY FILTER](#)

Sign up to receive our Education e-newsletter
First Name *
Last Name *
Email *
Mobile Number
Data Consent * ☐


Viewing 1-13 of 13




Ash Wednesday Liturgy - Primary
Liturgy of the Word for Ash Wednesday, including distribution of the ashes.
ZIP 47.8 MB
[DOWNLOAD](#) [Learn More >](#)




Ash Wednesday Liturgy Secondary
Liturgy of the Word, including distribution of the ashes for secondary schools.
ZIP 47.8 MB
[DOWNLOAD](#) [Learn More >](#)




Colouring Pages for Project Compassion 2023
Choose from three colouring pages highlighting the theme of Project Compassion 2023.
PDF 3.7 MB
[DOWNLOAD](#) [Learn More >](#)



Introducing Project Compassion PPT - Parish
Introducing the four programs and stories featured in Project Compassion.
PPTX 29.2 MB
[DOWNLOAD](#) [Learn More >](#)



Introducing Project Compassion PPT - Primary
Introducing the four programs and stories featured in Project Compassion.
PPTX 29.1 MB
[DOWNLOAD](#) [Learn More >](#)



Introducing Project Compassion PPT - Secondary
Introducing the four programs and stories featured in Project Compassion.
PPTX 29.2 MB
[DOWNLOAD](#) [Learn More >](#)



**God of all generations,
We thank you for those who have gone before us,
especially those who have cared for your earth and
who inspire us to help respect your creation
and contribute to its healing.**

**We thank you for those with whom we share our lives today,
especially those who work for justice and peace.
May we welcome the opportunity that Lent brings
to walk more closely with you,
especially through fasting, almsgiving and prayer.**

**We thank you for the challenge of the future.
May the cross of Jesus remind us that only love finds the way forward.
As we work with big hearts, may we join with Mary in her hope
that from now on all generations will experience
the great things you will do through us.
We ask this in Jesus' name.**

Amen.



CATHOLIC SOCIAL TEACHING (CST) GUIDE

Catholic Social Teaching (CST) principles cover all spheres of life – the economic, political, ecological, personal and spiritual. The principles are inspired by scripture and the writings of the Pope and other Catholic leaders about social issues.

Caritas Australia's work is shaped by the tradition of Catholic Social Teaching.

HUMAN DIGNITY

We believe every human being is created in the image and likeness of God and therefore has inherent dignity that should always be safeguarded.



SUBSIDIARITY AND PARTICIPATION

We believe all people have the right to participate in decisions that affect their lives. Subsidiarity requires that decisions are made by people closest and most affected by the issues and concerns of the community.



SOLIDARITY

We believe we are part of one human family and have a responsibility to help each person achieve their full potential.



THE COMMON GOOD

We believe the good of each human person is intimately related to the good of the whole community. We are all responsible for each other.



PREFERENTIAL OPTION FOR THE POOR

We believe in prioritising the women, men and children most vulnerable to extreme poverty and injustice.



CARE FOR OUR COMMON HOME

We believe that care for our common home is vital for the common good of all people. We believe a true ecological approach is a social approach. We are to be protectors of creation and of one another.



For more on Catholic Social Teaching, including classroom activities, short films and other resources, visit our [CST Toolkit](#).

(Photo credits left to right, top to bottom: Richard Wainwright, Phan Tan Lam, Richard Wainwright, Richard Wainwright, Phan Tan Lam, Richard Wainwright)

Caritas Australia believes that fundraising should be FUN! It's also an opportunity to raise awareness about important issues, and a chance for the community to take part in a social justice action. Everyone who contributes is empowered and able to stand in solidarity, with the communities we serve and those who benefit from our actions.

STEP 1: ACT CHARITABLY

Give money: this helps meet immediate needs and is vital. But charity alone cannot end the cycle of poverty. Taking the next steps can do more to have a positive impact in the most vulnerable communities.

Suggested action: Collect funds using your Project Compassion donation box. Funds collected go to long-term integral human development programs and emergency relief programs.

STEP 2: RAISE AWARENESS

Help others understand the issues that people experiencing extreme poverty are faced with. Inform your community about how donations can help communities gain access to clean water, food security, basic healthcare and safety.

Suggested actions: Show one of the Project Compassion films, display printed materials around your school and include notices in your school newsletter. Share information on social media. Learn more at caritas.org.au/project-compassion

STEP 3: ACT IN SOLIDARITY

Actions like walking a long way – in solidarity with those who walk a long way to collect water, or those fleeing conflict zones to safety, promote empathy and understanding. When you walk in the shoes of the world's most vulnerable, you start to understand, with compassion, the injustices these communities face.

Suggested action: 'Walk a kilometre in their shoes' by trying some of the solidarity actions such as the Water Challenge.

STEP 4: ACT FOR SOCIAL JUSTICE

Take social justice actions to address underlying issues and create lasting change. These actions could focus on participation, care for creation, peace, sustainability, inclusion and justice. As well as taking action, take some time to reflect on what you're doing.

Suggested action: Take action for social justice by supporting climate justice. Many of our partners are experiencing the harsh impacts of climate change.

STUDENT ACTION PLANNER

PLANNING GROUP MEMBERS:

1. THINK

What is the focus of your campaign? Why is this issue important?

2. LEARN

What facts and figures do you need? Where can you get this information?

Make it real with an example of a Caritas Australia community development program.

3. TOOLS

For example, social media, posters, stalls, newsletter items, slides from the Caritas Australia website, music, an event or assembly presentation, etc..

4. CONTACTS AND PERMISSIONS

Make an appointment to see your Principal to talk about what you have learnt and how you would like to engage the rest of the school community.

Who else do you need to speak to? (E.g. teachers, parish priest, participants, others)

Have a chat with your school media person as they might have some good contacts with local newspapers. Get your justice agenda out into your wider community! Share the good news!

5. SET A DATE

When will your main event take place?

When will you start preparations?

When do you need to start promotion?










JUSTICE BEGINS WITH ME!

What personal action will each member of your group take? How will you lead by example?

REFLECT ON FAITH AND ACTION

What Catholic Social Teaching principles guide you to take action for people who experience poverty?

STUDENT ACTION PLANNER

	WHAT TASKS NEED TO BE DONE? 	WHY IS THIS A GOOD IDEA? 	WHO WILL DO IT? 	WHAT DATE IS IT DUE? 
FUNDRAISING ACTION 				
AWARENESS RAISING ACTION 				
SOLIDARITY ACTION 				
JUSTICE ACTION 				

COMMUNITY ENGAGEMENT ANIMATORS

QLD/NT – Andrew.Knife@caritas.org.au

NSW/ACT – Chris.Nolan@caritas.org.au

VIC/TAS – education@caritas.org.au

WA/SA – Paul.Reid@caritas.org.au

JUSTICE RESOURCES TEAM

Nicole.Dobrohotoff@caritas.org.au

GENERAL ENQUIRIES

education@caritas.org.au

PHOTO CREDITS

Laxmi's Story (Nepal) – Richard Wainwright/Caritas Australia

Tereesa's Story (Australia) – Richard Wainwright/Caritas Australia

Priscilla's Story (Zimbabwe) – Richard Wainwright/Caritas Australia

Thu's Story (Vietnam) – Phan Tan Lam/Caritas Australia



Caritas Australia gratefully acknowledges the support of the Australian Government through the Australian NGO Cooperation Program.

**FOR ALL FUTURE
GENERATIONS**



PROJECT COMPASSION



Caritas
AUSTRALIA

End poverty
Promote justice
Uphold dignity



caritas.org.au/project-compassion



1800 024 413



#projectcompassion