



End poverty
Promote justice
Uphold dignity



PROJECT COMPASSION FOR ALL FUTURE GENERATIONS



SCHOOL'S GUIDE



lent.caritas.org.au



1800 024 413



#projectcompassion

CONTENTS

Aboriginal and Torres Strait Islander people are advised that videos, images and external links contained in this resource may contain images, voices or names of people who have since passed away.

Welcome from Caritas Australia's CEO	3
Project Compassion Planner	4
Live Caritas Q&As Sessions. Register your class today!	5
Project Compassion Prayer	6
Resources Guide	7
Teacher Hub	8
Catholic Social Teaching (CST) Guide	10
Fundraising for Social Justice	11
Student Action Planner	12
Contacts	14

IMPORTANT



Please consider your audience when selecting which stories and activities you wish to share with your class. Students may have personally experienced the social justice issues that are explored throughout the resources.

GOVERNMENT NOTICE

All fundraisers, participants and volunteers agree to abide by and comply with all relevant legislation, regulations and best practice guidelines (as appropriate) in each State and/or Territory of Australia.

Individuals and other legal entities who fundraise for Caritas Australia (Fundraisers) are responsible for (but not limited to):

- Complying with relevant fundraising laws and regulations in each jurisdiction where they fundraise (and complying with the fundraising laws in every Australian State and Territory if donations are accepted on the internet).
- Ensuring that all monies raised via fundraising activities will be donated to the stated purpose of the appeal.
- Ensuring that all donations are forwarded to Caritas Australia by **31 May 2022**.

For full fundraising responsibilities, please refer to our website:
www.caritas.org.au.



Australian Government

WELCOME

KIRSTY ROBERTSON CARITAS AUSTRALIA CEO



As we envision the future and look forward to all the wonder that 2022 is yet to bring, we should also take this opportunity to reflect on the past.

My involvement with Caritas Australia dates back to when I was in primary school, carrying around my Project Compassion box. It was then I discovered the power of giving and the impact that my contribution, however big or small, would have in the lives of others. When you lend a hand to someone in need, they will go on to help others and make better opportunities for future generations. Compassion is contagious and creates a ripple effect of kindness and prosperity.

Last year, the world was challenged with the ongoing effects of COVID-19, as well as political upheaval, issues of climate justice, poverty and famine. The media became an inescapable reminder of the state of the world, and as a result, many of us left 2021 feeling drained and fatigued.

However, the fact that we are still standing here today is living proof that our optimism and faith in the future can go a long way. 'For this light momentary affliction is preparing for us an eternal weight of glory beyond all comparison, as we look not to the things that are seen but to the things that are unseen' (2 Corinthians 4:17-18).

The theme of Project Compassion 2022 is 'For All Future Generations' and reminds us that the good that we do today will extend and impact the lives of generations to come. It invites us to make the world a better place by working together now and finding long-term solutions to global issues.

This year's theme comes from the biblical story of Noah's Ark. More specifically, when the flood waters subsided, a rainbow appeared in the sky and the dove returned with an olive branch indicating a new beginning. God said, 'This is the sign of the covenant that I make between me and you and every living creature that is with you, for all future generations' (Genesis 9:12).

Project Compassion 2022 shares the stories of resilient and inspiring individuals whose lives and futures have been impacted by the ongoing support of our partners and by your generosity. This includes the story of young Anatercia from Mozambique who, despite facing poverty and food insecurity, can now access school supplies and attend her classes. Biru from India has overcome the barriers of disability and developed the confidence to run his own cycle repairing centre and gain sustainable income. Rosalie from the Democratic Republic of Congo has been able to establish her business selling natural medicine products and second-hand shoes after being demobilised from the army. Janice from the Northern Territory has gained employment as a tour guide through our partner Djilpin Arts. And Shaniella from Solomon Islands who, thanks to the work and support of Caritas Australia Solomon Islands, has received support in her hospitality studies during the COVID-19 pandemic.

Your generosity is the pebble that allows Caritas Australia to create the ripples that will improve the livelihoods of vulnerable communities, supporting them to flourish and create opportunities for future generations to live to their full potential and thrive.

For it is through the strength of our compassion that we follow the steps of Jesus Christ and help others build resilience during trying times.

With gratitude,

A handwritten signature in black ink that reads "Kirsty Robertson". The script is elegant and cursive.

Kirsty Robertson
CEO, Caritas Australia

PROJECT COMPASSION PLANNER



BEFORE ASH WEDNESDAY – 2 MARCH 2022

This year's theme reminds us that what we do today can have an impact *For All Future Generations*. This message invites us to put our compassion into action. We can make a difference today, *For All Future Generations*.

We hope that the resources we provide help you bring Project Compassion to life in your school, making it an inspiring and rewarding experience for everyone.

CHECKLIST

- ☐ **CREATE your school fundraising page.** Go to lent.caritas.org.au to set up online fundraising for an event or use this as a way of collecting donations as a school/class.
- ☐ **SHARE the PC21 materials** with your colleagues, by sending the links or uploading to your school system.
- ☐ **REVIEW resources** and familiarise yourself with all the teaching, reflection and fundraising resources available online at lent.caritas.org.au.
- ☐ **SELECT students and teachers** who will help drive Project Compassion. They might be class representatives, school leaders or your social justice group.
- ☐ **PLAN** your school's Ash Wednesday Liturgy. Resource available at lent.caritas.org.au

PLAN PROJECT COMPASSION ACTIVITIES

CHECKLIST

- ☐ **REGISTER your class for a live Caritas Q&A session:** lent.caritas.org.au

These are live Q&A sessions with Caritas staff and partners. Sessions available for Y4-6 and Y7-12.

- ☐ **DISTRIBUTE individual or class boxes.** If possible, offer these to students and teachers individually, either as people leave the Ash Wednesday Mass or after Communion, signifying the link between saying 'Amen' to the Body of Christ and 'being' the Body of Christ in the world today.
- ☐ **PLAN engaging fundraising activities.** See the Fundraising Booklet for ideas.
- ☐ **WATCH films:** Watch the Project Compassion films before showing students to ensure they are suitable for your audience. *Note: The films are subtitled for students with hearing impairments. Primary and Secondary school versions of the main film are available.*
- ☐ **DISPLAY posters** prominently in your school reception, other meeting rooms and classrooms.
- ☐ **MEET WITH** your student/teacher organisers to plan a 'whole school' approach to raising awareness and fundraising during Project Compassion this year.

DURING THE SIX WEEKS OF LENT

We offer five stories to share with your school community. The stories highlight how Caritas Australia is working together with vulnerable communities around the world, empowering them to develop their strengths and create lasting change.

CHECKLIST

- ☐ **SHARE stories.** Insert the Project Compassion School Newsletter Notice in your weekly school newsletters.
- ☐ **USE Weekly Staff Reflections** for staff meetings/prayer.
- ☐ **SHOW the PC22 films.** A popular time is during assemblies, Religious Education classes or homeroom.
- ☐ **SHARE** your school or class fundraising activities on social media.

HOLY WEEK / LAST WEEK OF TERM 1

- ☐ **USE the 'Way of the Cross'** presentation (which comes with leader's notes) as a prayer and reflection activity for the whole school.
- ☐ **THANK YOU notice** in your school newsletter/social media, sharing how much money was raised.
- ☐ **FORWARD your donations** and Record of Receipts sheet to Caritas Australia before 31 May 2022.

LIVE CARITAS Q&As

REGISTER YOUR CLASS TODAY!

Explore the different stories, programs and issues for each week of Project Compassion with our Caritas Q&As.

WHAT ARE CARITAS Q&As?

During Project Compassion, Caritas Australia is offering the chance to interact online with our staff and partners in Australia and overseas!

Caritas Q&As are 30-minute sessions hosted by Caritas Australia on Zoom. The sessions are a unique opportunity for students to connect with the people positively affected through Caritas-supported programs and to learn more about the impact of their generous donations.

Caritas Q&As are open to students in **Years 4-12** and are available across all time zones.

HOW WILL IT WORK?

Caritas Q&As run across Lent during school term and will focus on a different Project Compassion story and program each week.

Help prepare your students for a Caritas Q&A by:

- Showing them the relevant Project Compassion video
- Working through our Project Compassion school resources or relevant social justice resources
- Guiding them to create a question to ask Caritas staff/partners.

HOW DO I REGISTER?

Go to www.caritas.org.au/project-compassion/conversations to register your class in the session that suits you.

After Project Compassion, at the beginning of Term 2, Caritas Australia will host more sessions where schools can share how their awareness raising and fundraising activities went through Term 1. This is a great opportunity to share your success, learn from other schools and continue to connect through social justice.



Register your class
for Caritas Q&As



PRAYER



Loving God,

We thank you for the gift of our lives and
for the life of every person, both near to us and far away.

We thank you for the wonder of all your creation.

Through fasting, almsgiving and prayer
may this Lent draw us deeper
into the warmth and light of God's love.

May we see the world more clearly,
Especially those who are often overlooked.

May we come closer to your heart,
Which you showed through the cross of Jesus.
May we be full of hope for all future generations.

We ask this in Jesus' name

Amen.



A mother with her children playing outside their home in a remote village in India.
Photo: Sameer Bara

RESOURCES GUIDE

All our resources are online! Access the films and written stories, teaching materials, and our fundraising and awareness raising ideas at lent.caritas.org.au. Below is a list and short description of all the resources you can download, as well as suggestions for use.

	Resource	Description / Suggested Use
For Students	Primary Student Passport	A printable PDF with tasks including: Fact Check, Map, Global Goals (Sustainable Development Goals), Prayer and Reflection.
	Primary Student Passport Hub	An interactive image with films, photos, stories and information for students to use to complete their student passport.
	Secondary Student Workbook	A fillable PDF for students to record their learning throughout Project Compassion.
	Secondary Country Study	An interactive image with links to stories and information to help students complete their student workbook.
For Teachers	Schools Guide	A guide for the REC, APRE or Social Justice Leader. Includes tips to plan Project Compassion for the whole school.
	Teacher Handbook	An explanation of the Project Compassion resources. Explores the curriculum and learning opportunities within Project Compassion. Send to specialist subject learning area teachers (e.g. Visual Art). Use as PD reading if seeking to integrate global education from a Catholic perspective across curriculum areas.
Media	Weekly films	Please note there is a specific primary school film for Anatercia's story . Main films and 'Day in the Life' films for all stories can be found here .
	Photo Galleries	View photos from the field. The photos for each story are available through the Passport Hub and Country Study (interactive images).

	Resource	Description / Suggested Use
All Purpose	Introducing Project Compassion (PPT)	Overview of all five programs and the work of Caritas Australia.
	Fundraising booklet	Ideas to inspire fundraising and awareness raising activities, linked to the Project Compassion stories.
Prayer and Reflection	Ash Wednesday Liturgy	Liturgy of the Word, including distribution of the ashes.
	Prayer (PPT)	The Project Compassion prayer with beautiful images. Use as a daily or weekly prayer for students or staff or at an assembly.
	Weekly Scripture Reflection for Teachers	Weekly reflections for staff, linking the Project Compassion stories to the Sunday Scripture readings. Use for weekly staff reflections during Lent.
	Way of the Cross (PPT)	A reflection following the Way of the Cross, to use during Holy Week. Comes with Leaders' Notes.
Telling Others	Newsletter notices	A brief insert for your weekly school newsletter, explaining the week's Project Compassion story. Include in print/online school communications. Use on school social media and website.

Teacher Hub

A hub of information and resources for you to use with your students to promote and explore the themes of Project Compassion during the six weeks of Lent and beyond.



How to get involved

DOWNLOAD TEACHER RESOURCES

Resources for you to use with your students during the six weeks of Lent and beyond.

DOWNLOAD

REGISTER A FUNDRAISER

Whether you want to hold a Caritas K's challenge or create your own unique event, get fundraising to make a difference to the lives of people living in poverty.

START YOUR FUNDRAISER

JOIN A CARITAS CONVERSATION

Register for a 30-minute session for your students on Zoom and engage directly with Caritas Australia's program staff, partners and participants.

LEARN MORE

DOWNLOAD RESOURCES

Use the filters to
refine resources
you are looking for.

Project Compassion resources

Our Project Compassion resources can help inspire your school, parish and community to create lasting change for all future generations.



Keyword Search

SEARCH

Filter by

Audience ▼

Resource Topics ▼

Resource Type ▼

APPLY FILTER

Viewing 1-20 of 27



Lower Primary Teacher Handbook

Contains curriculum-linked learning tasks and worksheets for Foundation to Year 2.

PDF 7.3 MB

DOWNLOAD

[Learn More >](#)



Primary Passport Hub

An interactive image with links to stories and information to help students complete their student passport.

GO TO PRIMARY PASSPORT HUB

[Learn More >](#)



Secondary Country Study

An interactive image with links to stories and information to help students complete their student workbook.



Secondary student workbook

A fillable PDF for students to record their learning throughout Project Compassion.

CATHOLIC SOCIAL TEACHING (CST) GUIDE

Catholic Social Teaching (CST) principles cover all spheres of life – the economic, political, ecological, personal and spiritual. The principles are inspired by scripture and the writings of the Pope and other Catholic leaders about social issues.

Caritas Australia's work is shaped by the tradition of Catholic Social Teaching.

HUMAN DIGNITY

We believe every human being is created in the image and likeness of God and therefore has inherent dignity that should always be safeguarded.



SUBSIDIARITY AND PARTICIPATION

We believe all people have the right to participate in decisions that affect their lives. Subsidiarity requires that decisions are made by people closest and most affected by the issues and concerns of the community.



SOLIDARITY

We believe we are part of one human family and have a responsibility to help each person achieve their full potential.



THE COMMON GOOD

We believe the good of each human person is intimately related to the good of the whole community. We are all responsible for each other.



PREFERENTIAL OPTION FOR THE POOR

We believe in prioritising the women, men and children most vulnerable to extreme poverty and injustice.



CARE FOR OUR COMMON HOME

We believe that care for our common home is vital for the common good of all people. We believe a true ecological approach is a social approach. We are to be protectors of creation and of one another.



For more on Catholic Social Teaching, including classroom activities, short films and other resources, visit our [CST Toolkit](#).

(Photo credits left to right, top to bottom: Sameer Bara, Richard Wainwright, Arlette Bashizi, Emidio Josine, Neil Nuia)

FUNDRAISING FOR SOCIAL JUSTICE

Caritas Australia believes that fundraising should be FUN! It's also an opportunity to raise awareness about important issues, and a chance for the community to take part in a social justice action. Everyone who contributes is empowered and able to stand in solidarity, with the communities we serve and those who benefit from our actions.

STEP 1: ACT CHARITABLY

Give money: this helps meet immediate needs and is vital. But charity alone cannot end the cycle of poverty. Taking the next steps can do more to have a positive impact in the most vulnerable communities.

Suggested action: Collect funds using your Project Compassion donation box. Funds collected go to long-term integral human development programs and emergency relief programs.

STEP 2: RAISE AWARENESS

Help others understand the issues that people experiencing extreme poverty are faced with. Inform your community about how donations can help communities gain access to clean water, food security, basic healthcare and safety.

Suggested actions: Show one of the Project Compassion films, display printed materials around your school and include notices in your school newsletter. Share information on social media. Learn more at lent.caritas.org.au

STEP 3: ACT IN SOLIDARITY

Actions like walking a long way – in solidarity with those who walk a long way to collect water, or those fleeing conflict zones to safety, promote empathy and understanding. When you walk in the shoes of the world's most vulnerable, you start to understand, with compassion, the injustices these communities face.

Suggested action: 'Walk a kilometre in their shoes' by trying some of the solidarity actions such as the Water Challenge.

STEP 4: ACT FOR SOCIAL JUSTICE

Take social justice actions to address underlying issues and create lasting change. These actions could focus on participation, care for creation, peace, sustainability, inclusion and justice. As well as taking action, take some time to reflect on what you're doing.

Suggested action: Take action for social justice by supporting climate justice. Many of our partners are experiencing the harsh impacts of climate change.

STUDENT ACTION PLANNER

PLANNING GROUP MEMBERS:

1. THINK

What is the focus of your campaign? Why is this issue important?

2. LEARN

What facts and figures do you need? Where can you get this information?
Make it real with an example of a Caritas Australia community development program.

3. TOOLS

E.g. social media, posters, stalls, newsletter items, slides from the Caritas website, music, an event or assembly presentation.

4. CONTACTS AND PERMISSIONS

- Make an appointment to see your Principal to talk about what you have learnt and how you would like to engage the rest of the school community.
- Who else do you need to speak to? E.g Principal, teachers, parish priest, participants, others.
- Have a chat with your school media person as they might have some good contacts with local newspapers. Get your justice agenda out into your wider community! Share the good news!

5. SET A DATE

- When will your main event take place?
- When will you start preparations?
- When do you need to start promotion?










JUSTICE BEGINS WITH ME!

What personal action will each member of your group take? How will you lead by example?

REFLECT ON FAITH AND ACTION

What Catholic Social Teaching principles guide you to take action for people who experience poverty?

STUDENT ACTION PLANNER

	WHAT TASKS NEED TO BE DONE? 	WHY IS THIS A GOOD IDEA? 	WHO WILL DO IT? 	WHAT DATE IS IT DUE? 
FUNDRAISING ACTION 				
AWARENESS RAISING ACTION 				
SOLIDARITY ACTION 				
JUSTICE ACTION 				

CONTACTS

Social and Ecological Justice Animators

QLD/NT – Andrew.Knife@caritas.org.au

NSW/ACT – Chris.Nolan@caritas.org.au

VIC/TAS – Romina.Martiniello@caritas.org.au

WA/SA – Paul.Reid@caritas.org.au

Social and Ecological Justice Resources

Nicole.Dobrohotoff@caritas.org.au

General Enquiries

education@caritas.org.au

PHOTO CREDITS

Anatercia's Story (Mozambique) – Emidio Josine

Biru's Story (India) – Sameer Bara

Janice's Story (Australia) – Richard Wainwright

Rosalie's Story (Democratic Republic of Congo) – Arlette Bashizi

Shaniella's Story (Solomon Islands) – Neil Nuia



Caritas Australia gratefully acknowledges the support of the Australian Government through the Australian NGO Cooperation Program and the Australian Humanitarian Partnership.